



JEFFERSON COUNTY 2026 FAIR

PARTY ON THE
PRAIRIE



JEFFERSON COUNTY FAIR
TOUR

TOUR DATE
2026

JULY 27 -
JULY 30

WINCHESTER	BILLTOWN GO-GETTERS
FAIRVIEW	GRANTVILLE CIRCLE-G
PROSPERITY	VALLEY VICTORS
MOONEY CREEK	JOLLY JUNIORS
CLOVER POWER	

4-H

July 27-30
Valley Falls, Kansas

KANSAS STATE
UNIVERSITY

Extension
Meadowlark District

2026 Major Fair Changes

- The Horse Show date moved to Saturday and is scheduled for July 11.
- Horse: The ride-a-buck class has changed to an egg-and-spoon class.
- Some project check-in and consultation judging times have been altered. Please carefully review project pages for vital information. Food Preservation is now a Pre-Fair Judging event.
- New exhibiting classes have been added to the Shopping in Style and Sewing and Textile Design projects.
- Photography: Do NOT write on the back of your matte board.

Resources

Jefferson County 4-H: <http://www.meadowlark.k-state.edu/4-h/oskaloosa.html>
Project Resources • Required Forms

Kansas 4-H: www.kansas4-h.org

Fair Entry: www.fairentry.com – fair registration is open June 1-July 1

Important Deadlines

May 1: Project add/drop

May 1: Youth for the Quality Care of Animals certification

June 1: Horse ID Form due

June 1: Bucket Calf form submitted

July 1: Exhibits submitted to Fair Entry

July 1: Code of Conduct and Premium Auction Sale Requirements forms signed and submitted as needed to Oskaloosa office

August 7: Kansas State Fair entries submitted to Oskaloosa office

Required Exhibitor Forms

1. Exhibitors must sign the Meadowlark District Fair Participant's Code of Conduct annually and file with the Extension office by July 1. Failure to abide by entry, exhibit, or conduct rules may result in the forfeit of prize money. The previous Show Ring Code of Ethics has been rolled into this.
2. A completed Meadowlark District Premium Sale Requirement form is required for youth members to participate in fair premium auctions. These forms must be submitted, with all required signatures, to the Extension office by July 1 annually. Failure to submit or meet the requirements of the form will ban participation in premium auctions.

Table of Contents

2026 Major Fair Changes	2	Self-Determined	60
Resources	2	Sewing and Textile Design	61
Important Deadlines	2	Shooting Sports	65
Required Exhibitor Forms	2	Shopping in Style	66
2026 Fair Schedule	4	Small Engines	69
Ribbon Placing Explanation	6	Table Setting	70
Fairground Rules	7	Uncrewed Aerial Systems	71
General 4-H Rules & Requirements	7	Visual Arts	72
4-H & FFA Grievance Process	7	Wildlife/Sportfishing	75
4-H Code of Ethics	8	Woodworking	76
Adult & Volunteer Fair Code of Ethics	8	Pinewood Derby	77
4-H Youth Fair Code of Conduct	9	4-H & FFA Livestock Rules & Regulations.....	78
Dress Code	10	Livestock Entry Information & Policy.....	78
Statement on Workplace Violence	10	Animal Health, Care, and Well-Being.....	79
Kansas State Fair and KJLS Entries	11	Youth for the Quality Care of Animals.....	80
Kansas State Fair	11	Show Management Information.....	80
Kansas Junior Livestock Show	11	Barn Rules.....	81
Entry Information & Policy.....	12	Livestock Health Requirements	81
Use of Copyrighted Materials	13	Beef	83
Fair Exhibit Release	13	Bucket Calf	84
Aerospace/Rocketry	14	Dairy Cattle	86
Ag Mechanics & Welding	16	Dairy Goats.....	86
Agronomy.....	19	Horse	87
Astronomy.....	20	Meat Goats	90
Building Block Engineering	22	Poultry	91
Cloverbuds	24	Rabbits	92
Club Exhibits	24	Round Robin Showmanship.....	94
Computer Science	25	Small Animal Round Robin	94
Day Camp Displays.....	26	Sheep	95
Decorated Cakes	26	Swine.....	96
Dogs.....	27	Club Herdsmanship.....	98
Obedience – Showmanship – Rally-O.....	28	Livestock Premium Sale	99
Agility	30	General Sale Rules	99
Electric & Renewable Energy	31	Minimum Sale Weights.....	100
Entomology.....	32	Meat Processors	100
Fiber Arts	33	Bathroom Clean-Up Schedule	101
Foods and Nutrition.....	36	2026 Schedule	101
Bake Sale.....	40	Concession Stand.....	102
Food Preservation	41	2026 Work Schedule	102
Correct Labeling.....	43	Commissioners, Boards, Staff	103
Forestry	44	County Commissioners.....	103
Geology and Lapidary	46	Fair Board.....	103
Horticulture and Landscape Design.....	48	K-State Research and Extension Staff.....	103
Ice Cream Rolling.....	50	Jefferson County 4-H Foundation	103
Interior Design and Architecture	51	2025-2026 Ambassadors	103
Notebooks, Posters and Educational Exhibits.....	53	Booster Club.....	103
Performing Arts	54	Fair Committees.....	104
Pet Show	54	Project Committees.....	104
Pie Contest	54	Committees (Other).....	105
Photography	55	Thank You Reminder.....	105
Correct Mounting & Labeling.....	58	Fairgrounds Map.....	106
Robotics	59		

2026 Fair Schedule

Saturday, July 11

9:00 a.m. 4-H Horse Show Horse Arena
Check-in 8:00 a.m. to 10:00 a.m.

Saturday, July 18

10:00 a.m. Dog Obedience, Rally-O, Showmanship. . . Main Fair Building
Check-in 9:30 a.m.

Monday, July 20

9:00 a.m.-finish Consultation Judging . . . Delaware Township Hall, Valley Falls
Fashion Revue, Shopping in Style, Sewing & Textile Design
Consultations to be scheduled by SignUpGenius after July 1

Tuesday, July 21

4:00-8:00 p.m. Food Preservation Judging LV County Fairgrounds

Wednesday, July 22

1:00-6:00 p.m. Consultation Judging
. Fiber Arts, Performing Arts, Visual Arts. . . Main Fair Building
. Photography Delaware Township Hall
Consultation schedules by club to be released after July 1

Friday, July 24

7:00 p.m. Public Fashion Revue Delaware Township Hall
. Royalty Crowning Delaware Township Hall

Saturday, July 25

8:00 a.m. Fairgrounds Set Up. Fairgrounds
8:00 a.m.-finish Bucket Calf Consultation Delaware Township Hall
Consultations to be scheduled by SignUpGenius after July 1
6:00 p.m. Dog Agility Show Bill Conser Residence
Check-in 5:30 p.m.

Monday, July 27

7:30-9:00 a.m. Swine weigh-in and entry Barn Entry
9:00 a.m.-12:00 p.m. STEM Consultation Judging Horticulture Building
—9:00 a.m.-12:00 p.m. Building Block Engineering, Woodworking
—9:00-11:00 a.m. Rocketry, Ag Mech, Astronomy, Electric, Forestry, Self-Determined,
Wildlife/Sportfishing
—11:00 a.m.-12:00 p.m. Computer Science, Entomology, Geology, Robotics, Small
Engines, Unmanned Aerial Systems
9:00 a.m.-10:30 a.m. Goats and Sheep weigh-in and entry Scale House
10:00 a.m.-finish Foods & Nutrition judging Main Fair Building south
Enter west doors
10:00 a.m.-5:00 p.m. Clothing exhibits entered Main Fair Building north
Enter west doors
1:00-9:00 p.m. Bake Sale Main Fair Building north
Inside west doors

3:00-5:00 p.m. Table Setting Consultation Main Fair Building south
Enter west doors

4:00-8:00 p.m. Rabbit Check-in Horticulture Building

5:30 p.m. Flag Raising Ceremony by Ambassadors near Concessions

6:00 p.m. Swine Show Show Arena

7:00-8:00 p.m. Club Exhibits Set Up/Entry. Main Fair Building

. Poultry Check-in Horticulture Building

Tuesday, July 28

8:00 a.m.-7:00 p.m. Ambassador Flower Entries Main Fair Building north

8:00 am.-9:45 a.m. Decorated Cakes Check-in Main Fair Building south

9:00 a.m.- finish Decorated Cakes Consultation Main Fair Building south

9:00 a.m. Poultry Show Horticulture Building
Showmanship to begin immediately following (around 1:00 p.m.)

10:00 a.m. All entries in place.

10:00 a.m.-12:00 p.m. Judging Horticulture Building
 Agronomy, Horticulture & Landscape Design, Notebooks/Posters/Displays

10:00-10:30 a.m. Heifer Check-in Scale House

10:30-11:30 a.m. Beef Steer weigh-in and ultrasound Scale House

11:00 a.m.-1:00 p.m. Cloverbud Entries/Show and Tell Main Fair Building north
Enter west doors

11:00 a.m.-9:00 p.m. Bake Sale Main Fair Building north

12:00 p.m. Ice Cream Roll Lions Club Shelter

12:00 p.m. Bucket Calf weigh-in. Scale House
Immediately follows steers

1:30 p.m. Bucket Calf Show Show Arena

5:00 p.m. Sheep Show followed by Meat Goat Show Show Arena

6:00 p.m. Cake and Ice Cream, PEO Chapter DK. Concessions

7:00-8:00 p.m. Pinewood Derby Main Fair Building north

Lions Club Bingo in Evening

Wednesday, July 29

8:00 a.m. Rabbit Show Horticulture Building

8:30 a.m. Beef Show Show Arena

9:30 a.m. Rabbit Showmanship Horticulture Building

10:00 a.m.-12:00 p.m. Foundation Pie Contest Entries Main Fair Building south

10:30 a.m. Pet Show Lions Club Shelter

12:00-2:00 p.m. Ambassador Games Horse Arena

5:45 p.m. Parade Line Up
 Floats, Motor Vehicles Maple Street
 Horses. Riverside Park

6:00 p.m. Parade Float Judging

6:30 p.m. Parade sponsored by Valley Falls Chamber of Commerce.

Following Parade Foundation Pie Auction Show Arena

. Parade Winners Announced Show Arena

. Bucket Calf Parade Show Arena

..... Pedal Tractor Pull sponsored by Farm Bureau . . . Show Arena
Free watermelon from Valley Falls Chamber of Commerce • Lions Club Bingo

Thursday, July 30

9:00 a.m. Dairy Goat Show Show Arena
9:30 a.m. Dairy Cattle Show Show Arena
10:30 a.m. Round Robin Showmanship Show Arena
..... Followed by Small Animal Round Robin Show Arena
12:00 p.m. State Fair entries due Fair Office
1:00-6:00 p.m. Exhibit Release.
1:45 p.m. Flag Lowering Ceremony by Ambassadors near Concessions
6:00 p.m. Livestock Premium Sale Show Arena
..... Preceded by Herdsmanship Award and 4-H Foundation Donor
Recognition
7:30-8:30 p.m. Dance Set Up Main Fair Building north
8:30-11:00 p.m. Dance Main Fair Building north
\$3.00 per person, \$5.00 per couple

Friday, July 31

8:30 a.m. Fairgrounds Clean-up. Fairgrounds
Everyone with an exhibit is expected to help

Ribbon Placing Explanation

The Meadowlark District exhibits are judged using the Danish ribbon system where the exhibit is judged against a “standard” and exhibits are accordingly placed in ribbon categories.

Purple

These are outstanding exhibits considered for champion rosettes. This is as high-quality work as can be done; near perfection.

Blue

Exceeds standards but may have minor flaws where improvements can be made.

Red

This is the “base” placing. The exhibit meets standards and expectations of the project but shows visible signs of improvements to be made in workmanship, design, or expression.

White

The exhibit does not meet standards and expectations of the project. The exhibit needs improvement in workmanship, design, or knowledge shared about the project.

Champion Rosette (purple)

The top exhibit as determined by the judge(s) in a category. In select projects, a category can mean an age group or other sub-group within a division.

Reserve Champion Rosette (lavender)

The second-place exhibit as determined by the judge(s) in a category.

Fairground Rules

1. The parking lot north of the show arena is to remain open for vehicle parking.
2. Livestock trailers should park at the football field.
3. Generators are allowed to be used on the fairgrounds from 8:00 a.m. to 8:00 p.m.
4. Dogs or other pets that are not service or exhibit animals are not permitted on the fairgrounds.
5. Night watchmen may remove anyone not authorized to be on the grounds at night.

General 4-H Rules & Requirements

1. 4-H and FFA members are only allowed to show exhibits in the 4-H/FFA Division in the county in which they participate in 4-H or FFA and may only participate in the 4-H/FFA Division at one (1) county fair.
2. Youth who are a member of a 4-H Club, enrolled in the project, and have turned 7 before January 1 of the current 4-H year and youth who are bona-fide, dues-paid members of an FFA Chapter within the county are eligible to show in the 4-H/FFA Division of the local county fair. A 4-H or FFA member will follow the 4-H age guidelines and will no longer be eligible to exhibit at the fair if they are 19 years of age before January 1 of the current year. To be eligible to exhibit a project, 4-H youth must have been enrolled in that project area before May 1 of the current year. FFA exhibits should be a part of the member's SAE. 4-H Cloverbuds may exhibit in the Cloverbuds division only.
3. Unless otherwise listed, divisions are open only to 4-H members as defined above. The following divisions are open to 4-H and FFA members and will be combined into one youth division. Agriculture Mechanics/Welding, Beef, Agronomy, Dairy Cattle, Dairy Goats, Entomology, Horticulture, Poultry, Rabbit, Meat Goat, Sheep, Small Engine, and Swine. Youth will show in the same classes, with one champion selected in each combined youth division.

4-H & FFA Grievance Process

Meadowlark District Fairs

4. A Fairs 4-H Grievance Committee shall be in place for each of the county fairs in the Meadowlark Extension District to hear a disagreement related to a fair activity and make a ruling on it. All non-fair grievances related to 4-H shall be presented in writing to the Meadowlark Extension District Board. All fair grievances not related to 4-H shall be presented directly to the appropriate fair board.
5. Those persons eligible to bring forth grievance on behalf of a 4-H or FFA member are 1) The 4-H or FFA member, or 2) the parent(s) or legal guardian(s) of said 4-H or FFA member. The grievance must be submitted

in writing and signed to the Extension agent or designated KSU Extension spokesperson, FFA Advisor, Fair Board member, or fair superintendent of the appropriate department within 24 hours of the incident.

6. Upon receipt of the grievance, a Meadowlark Extension District employee will convene a meeting as soon as possible with committee members where the complaint will be expressed. A decision will be made in as timely a manner as possible.
7. The grievance committee may consist of a minimum of one representative from each category:
 - a. Meadowlark Extension District representative(s): (may include District Extension Director, District Extension Agents(s), District 4-H Program Manager(s), District Board member(s), other K-State Extension employee(s) as appropriate for the grievance at hand.
 - b. 4-H Council representative
 - c. Fair superintendent(s)
 - d. Fair Board member(s)
 - e. FFA Advisor (if the grievance involves an FFA member)
8. Kansas State University is committed to making its services, activities, and programs accessible to all participants. Reasonable accommodations for persons with disabilities may be requested by contacting David Key, Director, Meadowlark Extension District, 1615 Branch St., Seneca, KS 66538. Phone: 785-336-2184. Notify staff of accommodation needs as early as possible. K-State Extension is an equal opportunity provider and employer.

4-H Code of Ethics

9. The mission of Kansas 4-H Youth Development is to use unique strategies and opportunities to engage youth in reaching their full potential through partnerships with caring adults.
10. Spectators and Volunteers at Fair 4-H/FFA events not acting in accordance with the Code of Ethics may be asked to leave the event. Youth not acting in accordance with the Code of Conduct, including but not limited to unsportsmanlike conduct or harsh treatment of an animal in the barn or the show ring, may result in disqualification from the show or being excused from judging at the discretion of the judge, superintendents, extension agents, and fair board.
11. No horseplay, including but not limited to water fights or running, will not be allowed in any fair buildings. Violators must meet with Extension Agents or the Fair Board and may be assigned extra fair duties such as trash pickup.

Adult & Volunteer Fair Code of Ethics

The following statements from the Kansas 4-H Volunteer Code of Ethics represent the expectations that all volunteers, parents, adult spectators, and paid staff are expected to observe while working with and around youth

participating in the county fairs of the Meadowlark Extension District.

- A. Work within the 4-H program. As a 4-H volunteer, I am accountable to the local club, the appropriate Extension Unit, the Kansas 4-H Youth Development Program, K-State Extension, and Kansas State University for my actions.
- B. Work as a “team player” for the good of the 4-H program, I will work cooperatively with youth, other volunteers, and extension staff and treat them with respect.
- C. Honor my volunteer commitment.
- D. Keep records, distribute materials, and support the 4-H system.
- E. Follow established guidelines for keeping financial records and handling 4-H funds.
- F. I will participate in meetings, self-study, or other training programs, which will help me work more effectively with young people and adults.
- G. Make all reasonable efforts to assure equal access to participation for all youth and adults. Kansas State University is an Affirmative Action/Equal Opportunity employer committed to non-discrimination based on race, sex, national origin, disability, religion, age, sexual orientation, or other non-merit reasons.
- H. Provide a safe environment. I will not harm youth or adults in any way, whether through sexual harassment, physical force, verbal or mental abuse, neglect, or other harmful experiences.
- I. Not use alcohol or any illegal substances (or be under its influence) while working with or being responsible for youth or allow youth to do so while under my supervision.
- J. Operate machinery, vehicles, and other equipment safely and responsibly. When operating a motor vehicle, I will have a valid driver’s license and the legally required insurance coverage.
- K. Role-model the character traits of trustworthiness, respect, responsibility, fairness, caring and citizenship.
- L. Promote and practice the responsible and ethical stewardship of livestock and/or companion animal projects.
- M. Obey the laws of the locality, state, and nation, and K-State Extension and 4-H Youth Development policies and guidelines.
- N. Use technology and social media in safe and appropriate ways for the enhancement and promotion of the 4-H Youth Development program.

4-H Youth Fair Code of Conduct

As a participant in the Kansas 4-H program, you have the responsibility of representing Kansas 4-H to the public. While participating in fair events, you are expected to conduct yourself in a manner that will bring honor to you, your family, and 4-H. To do that you must:

- O. Conduct yourself and your project work in a manner that is trustworthy, respectful, responsible, fair, caring, and in good citizenship.

- P. Be responsible for your actions by following the rules and being accountable. This includes being in assigned program locations/sessions and abiding by deadlines, times, and housing arrangements. If you are unable to participate or need assistance, notify those in charge of the event/program.
- Q. Treat yourself, other people, animals, and property with respect, using good manners, dressing appropriately, and by not using profanity. You will be personally responsible for any damage caused as a result of your behavior. Know that the use of tobacco, alcohol, and non-prescription drugs by youth is illegal.
- R. Demonstrate caring for people other than yourself. Know that harassment of any type is unlawful and prohibited at all 4-H events.
- S. Be a good citizen by participating fully and helping those around you have positive experiences.

Dress Code

20. All 4-H and FFA members should present themselves with a professional appearance for all fair project judging and events. Shirts, hats, towels, or other items with slogans or advertising and tank/spaghetti strap tops are not allowed. Boys and girls should avoid revealing clothing and clothing that exposes undergarments. Shirts must be long enough to be tucked in. Collared and sleeved shirts are highly encouraged. Club, county, or district 4-H shirts may be worn. The dress code for all 4-H and FFA livestock shows will be jeans and shirts. The dairy and dairy goat exhibitors may wear traditional white. The horse project will follow the traditional horse show dress requirements as outlined in the horse show rules. Judges and/or show management may excuse members from the judging or members may be dropped one ribbon placing for inappropriate dress.

Statement on Workplace Violence

K-State Extension, Meadowlark Extension District

- 21. The safety and security of Meadowlark Extension District employees, volunteers, and customers are very important. Threats, threatening behavior, acts of violence, or any related conduct that disrupts another's work performance or the district's ability to execute the mission of the organization will not be tolerated.
- 22. The Meadowlark Extension District is committed to maintaining a safe, supportive, civil, and productive work environment that treats everyone involved with respect and dignity. It is a violation of this policy for employees or other individuals to engage in acts or threats of violence against persons or property, including acts of intimidation, harassment, or other inappropriate behavior that causes fear for personal safety and/or disruption in the workplace or at any district sponsored event.
- 23. Violent or disruptive behavior will not be tolerated, and all reports of incidents will be taken very seriously and dealt with appropriately. Individuals who create a hostile work environment may be removed from

settings and prohibited from returning.

Kansas State Fair and KJLS Entries

Kansas State Fair

September 11-20, 2026

Kansas State Fair Resources: <https://www.kansas4-h.org/educational-experiences/fair-resources/kansas-state-fair/>

1. 4-H members 9 years of age or older by January 1 of the current year and FFA members with properly nominated livestock or qualifying ribbon exhibits at the county fair are eligible for State Fair competition provided there is a State Fair class for such exhibit. Certain State Fair classes require that the exhibitor be age 10 (Fashion Revue).
2. Pre-entry for all State Fair exhibits, except livestock, is required by August 7 to your local Meadowlark District Extension Office. Sign up using the method provided. If you are uncertain about which class to sign up for, staff can assist.
3. Four-digit class numbers signify State Fair class numbers and hence are State Fair eligible given the youth meet age guidelines. All other numbers are local fair class numbers. Non-livestock 4-digit class number exhibits receiving a purple ribbon are eligible to exhibit at the State Fair if there is a class, and previous entry was not required.
4. Entries to be transported to the KSF are to be in the Extension Office by 12:00 p.m. on Wednesday, September 9th. Photos may be left at the fair office upon release on Thursday of the fair. Photos must have the State Fair entry tag attached as well as the required information written on the back of the photo before leaving.
5. Adult and teen volunteers are wanted to assist with various duties at the State Fair. To sign up, please contact your local Extension office.
6. You will need an admission ticket for each individual in your vehicle. Free parking is available in some lots, no hangtag needed. Contact the Oskaloosa Extension office for details on KSF parking, hangtag, and gate tickets – this information should be submitted with money before COB on the state fair pre-entry deadline day.
7. In lieu of premiums, the State Fair has opted to give each static (non-livestock) exhibitor two entry tickets.
8. The Kansas State Fair has elected to no longer offer the dormitory housing in the Encampment Building.

Kansas Junior Livestock Show

9. All members wishing to enter livestock exhibits in the Kansas State Fair (KSF) and/or the Kansas Junior Livestock Show (KJLS) must meet all tagging, nomination, declaration, and entry deadlines as required by these events.
10. Horse exhibitors must qualify through the NE District Horse Show with a qualifying ribbon, to be eligible for the State Fair.

11. Dog exhibitors must have a qualifying score by a certified judge.
12. Livestock going to the State Fair has different pre-entry deadlines. Pre-entries for Beef, Sheep, Meat Goats, and Swine are due July 15. Horse entry and fee must be postmarked by August 1. Rabbits and Poultry eligible for the State Fair may be entered at the Extension Office.

Entry Information & Policy

1. Policies outlined here apply to all project areas. Failure to comply may result in the exhibit receiving a lowered ribbon placement.
2. A judge's decision will be final in each division/class.
3. All exhibits must be the result of this year's project work, having been produced within the current 4-H year or the previous growing season. The exhibitor in a department must show their own handwork when skill is required and must be the grower of agriculture exhibits, and all livestock must meet all ownership, weigh-in, and tagging requirements.
4. All fair entries must be submitted to Fair Entry by July 1 of the current year.
5. 4-H members must exhibit his/her own entries and must be present for consultation judging, unless otherwise noted on a project page. In case of conflict, please seek approval from the office staff or project superintendent before judging; in approved absences, a written story or explanation of the exhibit may be submitted. Parents are allowed to sit in on consultation judging but should not speak for the exhibiting member.
6. All exhibits must be entered and checked into the designated area by the time posted for that project area. If a project is checked in late, it will be judged. The consultation portion will be the judge's discretion. The project will not be considered for class or overall champion or overall reserve champion awards. This includes livestock, except for horses and lactating dairy cows and goats.
7. Exhibits must be accompanied by the entry card provided at project check-in. These need to be attached to exhibits with tape or string, or as otherwise instructed in each project section. Livestock exhibitors (excluding poultry and rabbits) only need to use half of the entry card.
8. Check each project page for maximum entries and additional division requirements for exhibiting and judging. Exhibitors are responsible for ensuring that entries are in the appropriate class and properly exhibited. The final decisions will be with the superintendent and extension staff.
9. Following Kansas State Fair 4-H rules, the Jefferson County Fair's primary audience consists of families and youth. We reserve the right to reject any entry that may be considered objectionable by that audience.
10. Firearms and weapons are not allowed to be entered or exhibited. Any project condoning or promoting the use of alcoholic beverages or illegal drugs will not be accepted for exhibit.

11. No exhibit can be used for more than one class unless allowed in a division such as Shopping in Style, Showmanship, and Horse and Pony classes. The exact duplicate of a project previously entered at a fair cannot be entered again, except for livestock.

Use of Copyrighted Materials

12. 4-H exhibitors (individual or group) should avoid using copyrighted materials whenever possible by originating his/her work. A 4-H member or group should use with caution, a copyrighted and/or trademarked project or service (a brand name, label, or product). The intent of using the copyright or trademark materials for educational purposes such as an exhibit, educational poster/display, or public presentation is acceptable under the "Fair Use" (legal use) provision.
13. "Fair use" is a provision of the current copyright law that allows reproduction without payment or permission of limited portions of a copyrighted work for educational and other public interest purposes.
14. Regardless of the "Fair Use" provision, the inference that a specific name brand product is good or bad inherently or through comparison must be done cautiously, using acceptable research/comparison methods and have a statement that the results are those of the 4-H participant and not those of K-State Extension.

Fair Exhibit Release

15. All non-livestock exhibits will be released at 1:00 p.m. on Thursday. No early releases are allowed unless approved by the project superintendent. If any exhibits are removed from the fair building before the designated time, the 4-H member will not receive the premium on that exhibit.

Aerospace/Rocketry

Superintendent: Terry Robbins

Consultation Judging: Monday, July 27, 9:00-11:00 a.m.

Horticulture Building

Exhibits are displayed in the northeast end of the Main Fair Building. Exhibitors are responsible for transporting their own items to the final display location directly following consultation judging and may bring large items through the east sliding doors.

Maximum entries: two per class (county only)

Required Exhibit Materials

The report that accompanies the STEM exhibit must be the state-approved 4-H Exhibit Information form, which is glued to a 10x13-inch envelope. Plans (or a copy of) and 8.5x11-inch page of photos (one side only) must be placed inside the envelope. Up to 5-page limit.

STEM educational exhibits and unmanned aerial system exhibits must follow Kansas State Fair guidelines: <http://www.kansas4-h.org/events-activities/fairs/kansas-state-fair/index.html>

1. The rocket must have been flown.
2. No model may be submitted on a launch pad.
3. Support rods must not extend past the tip of the highest nosecone on the model.
4. Support rods must remain in the upright position, 90 degrees to the display base; do not angle. If support rods are not perpendicular to the base, the judge should deduct two ribbon placings.
5. If the rocket is exhibited without a base, it must be able to stand freely.
6. Exhibits should not contain any perishable items, such as eggs.

Division JR – Exhibitors ages 7 and 8

5520a: Rocket made from kit,* without pre-assembled fin units. *Include plans.*

5520b: Rocket made from "beginners kit".* *Include plans.* Rockets in this class may have pre-assembled fin units.

This class is for first and second year 4-H members to explore rocketry.

5537a: Scale Model Rocket made from kit.* *Include plans.*

Division A – Exhibitors ages 9-13

5520: Rocket made from a kit. *Include plans.*

5537: Scale Model Rocket made from kit. *Include plans.*

Division B – Exhibitors ages 11-13

5521: Rocket designed by exhibitor: not merely a modification of an existing kit. *Include original plans.*

5538: Scale Model Rocket designed by exhibitor: not merely a modification of an existing kit. *Include original plans and stability testing.*

Division C – Exhibitors ages 14 and up

5525: Rocket made from a kit. *Include plans.*

5526: Rocket designed by exhibitor (not merely modification of an existing kit rocket). *Include original plans.*

5527: Rocket designed by exhibitor that uses alternative skins: not merely modification of an existing kit. *Include original plans.*

5536: Mid or High-Powered rocket made from kit or original design.

5539: Scale Model made from a kit. *Include plans.*

5540: Scale Model Rocket designed by exhibitor: not merely a modification of an existing kit. *Include original plans and stability testing.*

Division D – Exhibitors ages 11 and up

5530: Rocket designated by 2 or more exhibitors, not merely a modification of an existing kit. *Include original plans.*

This class is designed to encourage teamwork among individuals and clubs to work on a rocket from the initial design to the finished product.

Rocketry Intermediate Division ages 9-13

5741: Rocketry Educational Display

5742: Rocketry Notebook

5743: Rocketry Poster

Rocketry Senior Division 14 years and older

5746: Rocketry Educational Display

5747: Rocketry Notebook

5748: Rocketry Poster

Ag Mechanics & Welding

Superintendent: Mike Pangburn

Consultation Judging: Monday, July 27, 9:00-11:00 a.m.

Horticulture Building

Maximum entries: Six with no duplications

Required Exhibit Materials

- Bill of materials for the project with associated costs, scrap items used may be listed as having a \$0.00 cost.
 - One to five pages of photos showing work on the exhibit, preferably from a beginning state to final or completed state.
 - If appropriate, schematics or working drawings relating to the creation or repair instruction.
1. Wheeled exhibits must utilize a braking mechanism that prevents the exhibit from freely rolling while on display.
 2. For trailer exhibits the tongue of the trailer should have a locking mechanism (e.g. padlock) to prevent the trailer from being moved by unauthorized individuals while being displayed.
 3. Exhibitors planning to bring trailers and/or large exhibits should contact the Extension office two weeks in advance to make space arrangements.
 4. Each exhibit must be free-standing or sufficiently supported. Exhibit boards should have a portable and movable base, and examples should be firmly affixed to the board to ensure all parts of the display stay together.
 5. Top heavy items should be braced or placed in a stand sufficient enough to prevent it from toppling over while on display.
 6. Items meant to hang should have sufficient hardware, including but not limited to a wire or sawtooth hanger, attached to be properly displayed.
 7. Repair projects having adequate original finish need not be repainted.
 8. Cutting surfaces, such as blades or knives, are to have a protective covering over them to prevent injury. The covering should be easily removed and reinstalled for judging. Foam "pool noodles" and multiple layers of cardboard are acceptable.
 9. If the exhibit is powered by flammable liquids (gas, propane, kerosene, etc.) the fuel tank and lines should be drained, triple rinsed and allowed to dry, to avoid spills and potential fires.
 10. Electric-powered exhibits (by battery, corded, solar, or alternative energy) should have a primary shutoff or disconnect switch.
 11. No sealed vessels allowed. Vessels should be properly vented in a way that lets pressure equalize.
 12. If a safety violation is noted by the judges, superintendent, or other staff, the exhibit, at the judges' discretion, will receive a deduction in ribbon

placement.

Introductory – Level 1 (1-3 years of experience)

This level is designed for youth with little or no exposure in the project area so that they can gain an understanding of basic principles and methods in a given area.

5550: Welding Display Board

| A 3-foot by 3-foot display board with different pieces of metal attached illustrating different types of welds; each weld being labeled.

5551: Welding Ag Repair

| Repair of Ag equipment with welding.

5552: Welding Ag Fabrication

| Creation of new Ag equipment with welding.

5553: Welding General Repair

| Repair of non-Ag equipment with welding.

5554: Welding General Repair

| Creation of non-Ag equipment with welding.

5555: Welding Artistic Fabrication

| Creation of artistic or interpretive pieces with welding.

5556: Brazing Repair Class

5557: Brazing Fabrication

5558: Smithing Display Board

| A 3-foot by 3-foot display board with different pieces of forged metal attached illustrating different forms; each form being labeled.

5559: Level 1 Smithing

| A design forged with at least one formed element (twists or spirals for example)

Level 2 (4-6 years of experience)

This level is designed for youth with some experience in the project area allowing them to expand on common principles and methods in a given area.

5560: Welding Ag Repair

5561: Welding Ag Fabrication

5562: General Welding

5563: Welding General Fabrication

5564: Welding Artistic Fabrication

5565: Other Metalwork

5567: Smithing

| A design forged with at least three different formed elements (twists or spirals, and bulbs for example)

Level 3 (7-9 years of experience)

This level is designed for youth with some experience in the project area allowing them to expand on common principles and methods in a given area.

- 5570:** Welding Ag Repair
- 5571:** Welding Ag Fabrication
- 5572:** General Welding
- 5573:** Welding General Fabrication
- 5574:** Welding Artistic Fabrication
- 5575:** Other Metalwork
- 5577:** Smithing –

A design forged with at least three different formed elements (twists or spirals, and bulbs for example)

Level 4 (10 or more years of experience)

This level is designed for youth with substantial experience in the project area allowing them to master advanced techniques in the given area.

- 5580:** Welding Ag Repair
- 5581:** Welding Ag Fabrication
- 5582:** Welding General Repair
- 5583:** Level 4 Welding General Fabrication
- 5584:** Level 4 Welding Artistic Fabrication
- 5585:** Level 4 Brazing Repair
- 5586:** Level 4 Brazing Fabrication
- 5587:** Level 4 Smithing

A design forged with at least four different formed elements (twists, spirals, and bulbs for example)

Agronomy

Superintendent: Andy Winsor

Check-in: Prior to 10:00 a.m. Tuesday, July 28

Judging: Tuesday, July 28, 10:00 a.m.-12:00 p.m.

Horticulture Building

Participants are welcome and encouraged to be present at judging

Maximum entries: One per class

1. All Agronomy exhibits must be grown by the exhibitor and be grown in the current year, excluding soybean seed and edible field bean seed.
2. Exhibits should be as mature as possible.
3. A hybrid or variety name must identify every entry. If variety is not stated where requested or samples are not tied where requested, ribbon awarded will drop one placing.
4. All classes calling for a gallon sample may have a 2.5- to 3-inch diameter cylinder placed centrally in the glass gallon container to reduce the amount of grain to about 3 quarts.

2400: White Corn – 10 ears

2401: Yellow Corn – 10 ears

2402: Hybrid Grain Sorghum – 10 heads

2403: Hybrid Forage Sorghum – 5" bundle tied

| Exhibit to consist of the entire plant, no roots.

2404: Other Forage Sorghum – 5" bundle, tied

| Exhibit to consist of the entire plant, no roots.

2405: Wheat, Soft Red Winter Wheat – 1-gallon sample in a clear jar

2406: Wheat, Hard Red Winter Wheat – 1-gallon sample in a clear jar

2407: Wheat, Hard White Wheat – 1-gallon sample in a clear jar

2408: Confectionary Sunflower Heads – 3 heads must be submitted

2409: Confectionary Sunflower Seeds – 1-gallon sample in a clear jar

2410: Oil Seed Sunflower Heads – 3 heads must be submitted

2411: Oil Seed Sunflower Seeds – 1-gallon same of seed in a clear jar

2412: Oats – 1-gallon sample in a clear jar

2413: Barley – 1-gallon sample in a clear jar

2414: Alfalfa Seed – 1-gallon sample in a clear jar

2415: Alfalfa

| One flake or slice from a rectangular bale or a 10-inch section cut from a round bale or large square bale. The flake or slice should be approximately 6 inches in thickness and tied in two directions like a gift package.

2416: Native Grass Hay

| 10-inch flake or slice, six inches thick and tied in two directions.

2417: Brome Grass Seed – 1-gallon sample of seed in a clear jar

- 2418:** Other Tame Grass – 1-gallon sample of seed in a clear jar
- 2419:** Soybeans – 1-gallon sample of seed in a clear jar, from most recent harvest
- 2420:** Soybeans – Bundle of 5 plants from most recent harvest
- 2421:** Edible Field Beans – 1-gallon sample of seed from the most recent harvest
- 2422:** Edible field Beans – Bundle of 5 plants from most recent harvest
- 2423:** Miscellaneous Crops
 Exhibit to consist of a 1-gallon sample of seed or 10 heads produced from current project.
- 2424:** Cotton –
 Provide 10 open bolls, not plants. Place bolls in a bag that can breathe (not a sealed plastic bag) so mold doesn't develop.
- 2425:** Corn – Exhibit to consist of 1-gallon sample.
- 2426:** Cool Season Grass Hay (e.g. fescue, etc.)
 10-inch flake or slice, 6 inches thick and tied in 2 directions.
- 2430:** Wheat Variety Plot Displays
Contact Extension office for complete details
- 2440:** Weed Control Exhibit
Contact Extension office for complete details
- CR432:** Largest Ear of Corn* – 1 ear submitted

Astronomy

Superintendent: Terry Robbins

Consultation Judging: Monday, July 27, 9:00-11:00 a.m.

Horticulture Building

Maximum entries: One per class

Required Exhibit Materials

- Each State Fair telescope exhibit must include a "4-H Astronomy Exhibit Information Form," found at <http://astronomy.engtech4ks.com/>. This form must be attached to the outside of a 10x13-inch manila envelope. Do not tie the envelope to the exhibit. All revisions of forms previously released for the STEM division dated prior to current year are void, new forms must be obtained and used that are dated by the Kansas State 4-H Office for the current year. You must also include construction plans (or a photocopy) for the telescope and place it inside the manila envelope. For notebooks, display boards, and posters, no additional exhibit information is required; no manila envelope is needed for these exhibits.
- At least two photographs showing telescope construction and operation are required. Photographs should be mounted on one side of an 8.5x11-inch page. A brief caption should accompany each photograph. Place photos in the 10x13-inch manila envelope. Up to 10 pages of pictures can be included.

1. The exhibitor's name, county or district, age, and year(s) in the project must be tagged or labeled in a prominent location on the telescope.
2. Telescopes entered in this division may be built from a kit or by an original design. Radio telescopes are acceptable. Pre-finished telescopes, which require no construction or painting, are not acceptable exhibits.
3. Telescopes are limited to no more than 6 feet in length. They must be placed on a stationary stand that does not allow the telescope to roll and/or fall over. The stand cannot extend past two feet in length or width.
4. The telescope must be properly assembled and painted with a smooth and uniform finish.
5. Decals, if used, should be attached smoothly and tight.
6. If a safety violation is noted by the judges, superintendent, or other staff, the exhibit, at the judges' discretion, will receive a participation ribbon.

5500: Telescope made from a kit

5501: Telescope made from original design

Educational Exhibits

Division Beginner – 7-8 years old

ST728: Beginner Astronomy Educational Display

ST729: Beginner Astronomy Educational Notebook

ST730: Beginner Astronomy Educational Poster

Division Intermediate – 9-13 years old

5731: Junior Astronomy Educational Display

5732: Junior Astronomy Educational Notebook

5733: Junior Astronomy Educational Poster

Division Senior – 14 years and older

5736: Senior Astronomy Educational Display

5737: Senior Astronomy Educational Notebook

5738: Senior Astronomy Educational Poster

Building Block Engineering

Superintendent: Mike Pangburn

Consultation Judging: Monday, July 27, 9:00 a.m.-12:00 p.m.

Horticulture Building

Exhibits are displayed in the northeast end of the Main Fair Building. Exhibitors are responsible for transporting their own items to the final display location directly following consultation judging and may bring large items through the east sliding doors.

Required Exhibit Materials

- Each exhibitor is required to complete the “4-H Building Block Engineering Exhibit Information Form” available at <https://www.meadowlark.k-state.edu/docs/4h/forms/BBE-Exhibit-Form.pdf>. This form must be attached to the outside of a 10x13-inch manila envelope. Do not tie the envelope to the exhibit. All revisions of forms previously released for the division dated prior to the current year are void for use and new forms must be obtained and used that are dated by the Kansas State 4-H Office for the current year. Each exhibit information packet should include the following items:
 - A story that describes what is happening in the diorama; this can be simple (the nursery rhyme “Jack and Jill” for example) or as complex as needed to explain to someone looking at the exhibit what is happening.
 - 1-5 pages of photos showing work on the exhibit, preferably from the beginning state to final or completed state.
 - If appropriate, operating instructions for mechanical portions of the diorama.
1. The primary building component should be interlocking blocks, commonly referred to by the brand name of Lego®.
 2. Total exhibit dimensions may not exceed 2 feet high, by 2 feet wide, by 2 feet deep. The minimum exhibit dimensions must be at least 6 inches wide and deep.
 3. All exhibits should be placed in a sturdy see-through enclosure with a top, bottom, and four sides. A clear tub turned upside down on the lid would be an acceptable enclosure. This is to keep exhibit components from “being to parts scattered to parts unknown” at the fair. It may be desirable to place a cutting board or other hard surface between the lid and the base plate of the exhibit to make it sturdier. The outer dimensions of the enclosure do not count towards the total exhibit dimensions but should not be excessive.
 4. The use of existing “store-bought” sets for major architectural elements of the display are not allowed. “Store-bought” sets should be considered a Visual Arts entry. The use of figurines from sets is allowed, as is using individual bricks to create something different than the architectural element. The intent of this is to ensure fairness among exhibitors and encourage maximum creativity instead of simply following a set of plans.

5. All components used in construction should be dust and hair-free, clean, and free of chips, scuffs, cracks, or broken blocks.
6. Gaps or cracks should not be visible between assembled blocks unless they fit with the story, for example, an earthquake.
7. Dioramas should be suitably complex and have multiple elements; for example, a camp site that has a log cabin, a tree fort, and a car.
8. Weapons are not prohibited; scenes depicting historical battles are acceptable. However, gore should not be included.
9. Other components can be integrated into dioramas to illustrate design aspects that may be difficult to convey with traditional interlocking blocks, for example, marbles for small round objects.
10. Mechanical enhancements or motion elements that add motion to the diorama are acceptable and encouraged. For example, merry-go-rounds, doors, elevators, gears, marbles going down a channel, flapping wings, animatronics, etc. If included, judges should be able to use them, and instructions should be provided for operation either in the story or on a separate page.
11. Vehicles that are intended to stay in a single place should be affixed to base plates with sticky tack, hot glue or another method.
12. Artistic designs, for example recreating paintings like the "Mona Lisa" or "Starry Night" and sculptures like "David" are not permitted as exhibits and one ribbon placing should be deducted. These exhibits should be displayed in Visual Arts.
13. The exhibitor's name(s) and county or district must be tagged or labeled in a prominent location on the display, additionally, the display case should have the exhibitor's information attached as well, as the top part of the case may be separated from the display.

Introductory – Level 1 classes (ages 7-13)

5710: Diorama – illustrating at least 2 architectural features beyond floors, ceilings, and walls.

Experienced – Level 2 classes (ages 14 and up)

5711: Diorama – illustrating at least 4 architectural features beyond floors, ceilings, and walls, and include 1 or more motion elements.

Advanced – Level 3 classes (ages 14 and up)

5712: Diorama – illustrating at least 6 architectural features beyond floors, ceilings, and walls, and includes 3 or more motion elements.

Master – Level 4 classes (ages 14 and up)

5713: Diorama – illustrating at least 8 architectural features beyond floors, ceilings, and walls, and includes 3 or more motion elements.

Cloverbuds

Superintendent:

Consultation: Tuesday, July 28, 11 a.m.-1 p.m.

Main Fair Building, north end

Enter through west doors

1. The Cloverbud class is open to youth ages 5-8 who are not enrolled in the competitive 4-H program.
2. This class is strictly non-competitive, and participants will receive a Cloverbud ribbon for their participation. No premiums will be paid in this class.
3. Youth can exhibit any one item produced by the exhibitor, including but not limited to: a photo, poster, cookie, plant, photo book, art project, etc. Youth may not exhibit any live animals.
4. Youth are interviewed by an adult about their project, like a "Show and Tell" time.

CB610: Cloverbuds Exhibit*

Club Exhibits

Superintendent: Amy Kramer

Check-in: Monday, July 27, 7:00 p.m. – 8:00 p.m.

Judging: Tuesday, July 28, 10:00 a.m.

Main Fair Building, north end

Maximum entries: One per class

1. Each exhibit should illustrate general 4-H promotion and or 4-H work.
2. The display must include a club name. Letters should be at least 2 inches high.
3. The Club is responsible for the set-up and clean-up of the display. Display must be checked and maintained daily during the fair. Please keep the area around the display clean.
4. Decorations should be weather and windproof. Paint may not be applied to the hay bale or grass. No metal inserted into the bale. Bales must be able to return to a usable farm purpose. No commercial or political party signs of any kind are allowed.
5. Class CE539 can contain small square bales.
6. Entries will be judged on eye appeal, construction, use of material, and creativity.

CE537: 4-H Club Banner,* dimensions not to exceed 8x8 feet.

CE538: Large Hay Bale*

CE539: Other Club Display*

Computer Science

Superintendent: Terry Robbins

Consultation Judging: Monday, July 27, 11:00 a.m.-12:00 p.m.

Required Exhibit Materials

- A manila envelope with the Computer Exhibit Form, which is available through your local K-State Extension office or at <http://computers.engtech4ks.com/>. This form must be attached to the outside of a 10x13-inch manila envelope. Do not tie the envelope to the exhibit.
 - A USB drive labeled with the 4-H member's name, county/district, and club; in a way that does not prevent it from being plugged into a computer.
1. Construction of computer hardware (i.e., building a computer, electronic devices with a motherboard-based manipulation) and physical devices should be entered under the Electricity and Renewable Energy project.
 2. All exhibits must be:
 - a. Self-contained on a USB drive (thumb drive, flash drive, jump drive, or any other name for a small USB storage device; the rules will be on Pages 40-43 of the Kansas State Fair Handbook. This means that a judge can plug in the USB drive into a computer and run the exhibit as described below.
 - b. OR System-On-A-Chip (SOC) (such as Raspberry Pi) or a MicroController (such as an Arduino or Ozobot) AND is a compact (less than 8"x8"x8") system, which can be programmed AND requires minimal assembly to operate (e.g. connecting power, display, and keyboard/mouse cables). Referred to as a "chip system" through the rest of the rules.
 3. To demonstrate your project, run your computer project on your laptop computer for judging only. Immediately following consultation judging, take your computer home. It is not to remain at the fairgrounds.
 4. ALL projects/programs MUST be run through an anti-virus software, and this MUST be stated on the form during consultation.

5590: Computer program, app, script, or coded system that is new and unique (not merely a file run in a program, such as a "word document" or a picture drawn in "Microsoft Paint")

5591: Computer presentation (slides, webpage, animated graphics, etc.)

5592: Single computer system (web server, database server, etc.)

5593: Networked system consisting of two or more computers

5594: Chip system – a small (8"x8"x8") programmed physical device that accomplishes a specific task

Day Camp Displays

Superintendents: 4-H Ambassadors

Check-In: Tuesday, July 28, 8:00 a.m.-7:00 p.m.

5. Any flower grown in the current year by a youth age 7-18 are eligible to be entered in this division.
6. Items may be brought through the west doors of the Main Fair Building.
7. Ribbons will be given to displayed items, but no premiums will be paid.
8. Trophies are available in four categories: Brightest Bloom, Tallest Flower, Most Colorful Flower, Fluffiest Bloom.
9. A card will be completed and attached to the item when entered.

Decorated Cakes

Superintendent: Stacy Klenklen

Check-in: Tuesday, July 28, 8:00-9:45 a.m.

Consultation Judging: Tuesday, July 28, 9:00 a.m.-finish

Main Fair Building, south end

Maximum entries: One cake and one set of cupcakes or cookies per exhibitor

1. An actual cake must be decorated, no styrofoam.
2. Must use a cake board.
3. Decorations are the main focus. The judge does not taste cake and/or frosting.
4. Years in project relates to years of experience exhibiting decorated cakes.
5. Photos will be taken at check-in and displayed in lieu of actual cakes.
6. Decorated exhibits are encouraged to be sold at the Bake Sale but must follow additional guidelines.
 - a. Items destined for the bake sale must be brought under a cover and on a disposable cake board.
 - b. Member must bring the recipe for the cake and frosting. Frosting must have a calculated sugar content of 65%.
 - c. A small sample may be tasted by the Bake Sale committee to ensure freshness prior to selling. Exhibitors may choose to bring a sample of the cake and frosting in a separate container to keep the cake uncut for the sale.
 - d. Cakes, cupcakes, and cookies not destined for the bake sale that remain at the site of judging at 4:00 p.m. have the right to be discarded by superintendents or Extension agents.

FN178: Beginning Cake Decorating (1-2 years in project)*

FN179: Junior Cake Decorating (3-4 years in project)*

FN180: Advanced Cake Decorating (5+ years in project)*

FN181: Decorated Cookies (3 of the same) (1st year only)*

FN182: Decorated Cupcakes (3 of same) (1-2 years in project)*

FN183: Decorated Cupcakes (3 of same) (3+ years in project)*

Dogs

Superintendents: Jenna Petesch, Cindy Williams, Alyssa Covell, Toni Reeves

1. The county show follows rules as listed in the Kansas 4-H Dog Rule Book.
2. 4-H Dog Show Immunization Record (only MG-34 Revised, October 2017 accepted) must be completed for each dog entered at the County and State 4-H Dog Shows. Dogs without the immunization record will not be allowed to show. Required vaccinations include Bordetella, Distemper, Hepatitis, Parvovirus, Parainfluenza, and Rabies. The rabies vaccination must be administered by a licensed veterinarian. All vaccinations must be current. Dogs must be at least 6 months of age at the time of show.
3. Any abuse of dogs on grounds, or in the ring, will result in disqualification.
4. No dog in season will be allowed to show.
5. A well-fitting collar of leather, chain, or fabric is to be used for obedience and Rally Obedience, for Agility, a buckle or snap collar or no collar, for Showmanship, a show lead that serves as both collar and lead or a fine link chain collar, a "snake" chain or a fabric slip collar with a narrow, lightweight fabric or leather lead. No spiked, pinch, special training collars, or hanging objects from collars are allowed.
6. Any dog fouling the ring will receive a white ribbon. Owners should collect all dog waste in plastic bags and put them in the trash.
7. Baiting dogs is not allowed in the ring.
8. Dogs or handlers may be dismissed by the judge due to:
 - a. Dog leaving the ring or out of control
 - b. Dog being overly aggressive
 - c. Handlers using abusive language or un-sportsmanlike conduct
 - d. Any abuse of the dog by the handler on the grounds or in the ring
9. Dogs are not allowed to run at large.
10. No State Fair classes for Pre-Novice exhibitors
11. In Pre-Novice: if a 4-H member scores 135 points or greater with the same dog or receives a blue ribbon under two different certified judges; they must advance to the next obedience level the following year.
12. For Novice: if a 4-H member scores 170 points or greater with the same dog under two judges, the member must advance to the next obedience level at the start of the next 4-H year. At any time that the leader, parent, and member agree that the 4-H member and dog are ready to move to the next level, they may, but once that is done, they cannot regress to a lower level.
13. The same dog may only be entered in one Obedience Class.
14. Champion and Reserve Champion plaques or awards will be awarded to the highest percentage of points scored based on the scoring system used in the dog project and must receive a blue or higher ribbon to be eligible

for overall.

15. Contact the county dog leaders for eligibility to participate based on member attending minimum number of training sessions for all shows.
16. Have completed entry cards for superintendents at check-in.
17. All teams, comprising of 4-H members who are 9-18 years of age and their dog, who have met county qualifications receiving a blue or purple in showmanship, obedience, agility, or rally obedience can compete in the State 4-H Dog Show.
18. No mobile phones or other electronic devices are allowed in the ring.

Obedience – Showmanship – Rally-O

Saturday, July 18

Check-in: 9:30 a.m.

Show: 10:00 a.m.

Main Fair Building, north end

Dog Obedience

Pre-Novice Exercises:

Heel on leash & figure 8, stand for exam on leash, recall, long sit (1 min.), long down (3 min).

Pre-Novice Obedience Ribbon Group

- » 150 – 160: Purple
- » 135 – 149.5: Blue
- » 120 – 134.5: Red
- » 119.5 or less: White

DG336: Pre-Novice*

Novice Exercises:

Heel on leash & figure 8, stand for the exam on leash, recall, long sit (1 min.), long down (3 min.) – All off leash

Novice – Graduate Novice – Open – Utility Obedience Ribbon Groups

- » 190 – 200: Purple
- » 170 – 189.5: Blue
- » 150 – 169.5: Red
- » 149.5 or less: White

3610: Novice

Graduate Novice – Refer to Kansas 4-H Guidelines for eligibility

3615: Graduate Novice (Dogs who have qualified in Novice)

Open and Utility – Refer to Kansas 4-H Guidelines for eligibility

3620: Open A (Dogs qualified in graduate novice)

3625: Open B (Dogs qualified in Open A)

3630: Utility A (Dogs qualified in Open B) – Off Lead

3635: Utility B (Dogs qualified in Utility A) – Off Lead

Advancement: After receiving two qualifying scores (blue or purple) from two different judges, an obedience level team must advance to the level at the start

of the next 4-H year.

Dog Showmanship Ribbon Groups

- » 95 – 100: Purple
- » 90 – 94.5: Blue
- » 80 – 89.5: Red
- » 79.5 or less: White

Each member will be judged on fitting of dog:

- A. Clean & well-brushed
- B. Healthy appearance
- C. Tone & condition of coat
- D. Teeth, toenails and eyes

Handler will be judged on:

- E. Alertness
- F. Grace & ease
- G. Coordination with dog & reaction of dog to handle with straight & even gait and movement of dog

Showmanship Classes

DG330: Age 7-8 Beginning Showmanship*

3600: Age 9-11 Junior Showmanship

3602: Age 12-14 Intermediate Showmanship

3605: Age 15 – Senior Showmanship

Champions from each level of showmanship will compete for overall Grand & Reserve Champion

Rally-O

Rally Obedience Competition Ribbon Groups

- » 90 – 100: Purple
- » 80 – 89: Blue
- » 70 – 79: Red
- » 69 or less: White

Advancement: After receiving two qualifying scores (blue or purple) from two different judges, a rally obedience team must advance to the next level at the start of the next 4-H year.

DG343: Rally Level I (On Lead)*

3645: Rally Level II (Off Lead)

3646: Rally Level III (Off Lead)

Agility

Saturday, July 25

Check-in: 5:30 p.m.

Show: 6:00 p.m.

Bill Conser Residence: 8438 Big Rock Lane, Valley Falls

Dogs must be at least 12 months old.

Agility Competition Ribbon Groups

- » 190 – 200: Purple
- » 170 – 189.5: Blue
- » 150 – 169.5: Red
- » 149.5 or less: White

Advancement: After receiving two qualifying scores (purple) from two different judges, an agility team must advance to the next level at the start of the next 4-H year.

Pre-Agility

DG146: Pre-Agility Small Dogs* (under 15 inches at the withers)

DG347: Pre-Agility Medium Dogs* (15-20 inches at the withers)

DG348: Pre-Agility Large Dogs* (More than 20 inches at the withers)

Agility I (off lead)

3640: Agility I – Small Dogs (under 15 inches at the withers)

3640: Agility I – Medium Dogs (15-20 inches at the withers)

3640: Agility I – Large Dogs (more than 20 inches at the withers)

Agility II (off lead)

3641: For 4-H members 9 and older

Agility III (off lead)

3642: For 4-H members 9 and older

Agility IV (off lead)

3643: For 4-H members 9 and older

Electric & Renewable Energy

Superintendent: Mike Pangburn

Consultation Judging: Monday, July 27, 9:00-11:00 a.m.

Horticulture Building

Exhibits are displayed in the northeast end of the Main Fair Building. Exhibitors are responsible for transporting their own items to the final display location directly following consultation judging and may bring large items through the east sliding doors.

Maximum entries: Three per exhibitor, one per class

1. Only those who have met the requirements of the electric, small engine or wind energy project are eligible to exhibit in this division.
2. Items that have been in use should be cleaned for the exhibit.
3. Operating instructions must be furnished for any exhibit not self-explanatory.
4. Wiring and connections on electrical exhibits should be accessible for examination by the judge.
5. Lithium batteries must be accessible and removable for safety purposes.
6. Projects (classes 4600, 4601 and 4602) must be operable using only 110 or 120V AC or battery power. If battery power is required, batteries must be furnished.
7. Any project with a complexity of size or electronics must have:
 - a. Instructions for assembly and use
 - b. Equipment available at the time of judging for actual testing of the exhibit
8. No hand-dipped solder may be used or exhibited.

Electrical and Electronics

4600: AC Electric Projects – Electric projects with a 110 or 120 V alternating current (AC) power source.

4601: DC Electric Projects – Electric projects with a battery or direct current power source.

4602: Electronic Project – Electronic projects with a battery or direct current power source.

4603: Educational Displays and Exhibits

The purpose of the educational display and exhibit is to educate the viewer about a specific area of the 4-H electric or electronics project. They must be legible from a distance of 4 feet, using a maximum tri-fold size of 3' X 4'.

Alternative Energy

(A form of energy derived from a natural source, such as the sun, geothermal, wind, tides, or waves)

All exhibits in the division are limited in size to a self-standing 36"x48" tri-fold display board, and items may not extend beyond 12" from the backboard.

4620: Educational Display

Create an informative exhibit that addresses a focused topic related to power generated from a renewable energy source.

4621: Experiment

Display an experiment related to power generated from a renewable energy source. Include hypothesis, background research, variables, a control, data, findings, conclusions, and recommendations for future study.

Entomology

Superintendent:

Consultation Judging: Monday, July 27, 10:00-11:00 a.m.

Horticulture Building

Exhibits are displayed in the northeast end of the Main Fair Building. Exhibitors are responsible for transporting their own items to the final display location directly following consultation judging and may bring large items through the east sliding doors.

Maximum entries: Three per exhibitor, one per class

See project resources online through the Kansas 4-H or Jefferson County 4-H website.

Collections

EN470: Introduction Collection (Member Ages 7-8)

Display in one or two shoe boxes, pencil boxes or one standard display box a minimum of 15 and a maximum of 30 species representing at least 6 orders.

The boxes should be covered with a piece of cellophane wrap, clear plastic lid, or plexiglass taped across the top of the box or covering the box.*

4900: Beginning I entomology collection

4901: Beginning II entomology collection

4903: Intermediate entomology collection

4905: Advanced entomology collection

Notebooks

4907: Introductory entomology notebook

4908: Beginning entomology notebook

4809: Intermediate entomology notebook

4910: Advanced entomology notebook

Displays

4902: Beginning educational display

4904: Intermediate educational display

4906: Advanced educational display

4920: Beginning monarch butterfly educational display

4930: Intermediate monarch butterfly educational display

4940: Advanced monarch butterfly educational display

Fiber Arts

Superintendent: Cindy Malone

Consultation Judging: Wednesday, July 22, 1:00 p.m. – 6:00 p.m.

Maximum entries: Three per exhibitor

Fiber Arts is defined as any method of creating a unique design with fiber, fabric, or yarn. This may include making fabric (such as weaving, crochet, knitting, or needlepoint); or when the existing fabric is changed into something quite different (such as quilting, embroidery, or ethnic art). Ethnic Fiber Arts should use fiber, yarn, or fabric to create design exhibits. Non-textile (examples include wood, reed, straw, grass, etc.) baskets/pieces should be entered in the Visual Arts Division.

Identification Label

- Type or print on a 3" X 2.5" piece of cloth: the exhibitor's name, class number, and MED-Oskaloosa.
 - Sew or safety pin this ID label in the opposite location as the entry card.
 - For garments, attach ID label to the front left shoulder seam, or left side of the waistband as if you were wearing the garments.
1. When articles meant to be worn as a pair are exhibited, both articles must be shown together. Fasten articles together securely with yarn.
 2. Special Consideration will be given to articles which are of original design. Such articles should have a note attached explaining the original design.
 3. The exhibitor should attach an index card, no larger than 4x6-inches with the entry form to give the judge any information on what parts of the exhibit they made, processes used, or other information which the exhibitor thinks would be helpful for the judge. For all items, please indicate if the item was made from a kit. For all items, please indicate fiber content, and specifically if they are made of at least 90% wool. For quilted items indicate who did the quilting and binding.
 4. When the exhibit is a sewn garment that also includes one or more Fiber Art techniques (i.e., knitting, crochet, needle arts, or patchwork and quilting), the determination of what division (Clothing or Fiber Arts) and class in which to enter will be left with the 4-H participant.
 5. If an exhibitor exhibits two quilts, they cannot be a duplication of pattern and material combination.
 6. All Fiber Arts must remain at the fair building after judging.

Fiber Arts Educational Notebook

Share with others what you learned in this project about a particular Fiber Art. Exhibits should be in the form of a notebook or binder. The notebook should include a narrative section describing the fiber art. It should include a clear description of the project, technique, budget, supplies, accomplishments, successes, failures, and future plans. It may include samples of techniques, how-to, photographs of completed projects, or other ways of educating

others about fiber arts. NOTE: A collection of brochures, web pages, patterns, record book forms, etc. does not constitute an educational notebook. Follow copyright laws, as explained in the General Rules, as you are preparing your exhibit. Name, local unit, and fiber art covered must be clearly marked in the notebook.

Fiber Arts-Senior Division

4111: Crochet – an article including felted items.

4112: Knitting – an article made either by hand or by knitting machine including felted items.

4113: Needle Art

An article created by hand using any of the following techniques: embroidery, cross-stitch, needlepoint, candle wicking, crewel, lacework, and/or applique.

4114: Patchwork and Quilting Article

It is acceptable practice for the exhibitor to create the patchwork or quilted article and have someone else quilt and/or bind it.

4115: Rug Making

A rug including braiding, tying, floor cloth, latch hook, etc. (this is not a pillow or wall hanging). The finished product should be an item that would be an item used in the home.

4116: Spinning a skein – minimum 10 yards in length.

4117: Weaving a woven article

Members should attach information about the type of loom or process used. Woven wood reed baskets should be exhibited in Visual Arts.

4118: Ethnic Arts – an article

This is defined as a Fiber Arts technique that is associated with a specific country or culture. It is a practical skill that was developed to provide basic family needs such as apparel, home furnishings, or decorations. It is also defined as a method that has been maintained throughout history and passed on to others, often by observation and by example, such as batik, Swedish huck towel weaving, mud cloth, bobbin weaving, tatting, felted items that are not knitted or crocheted, etc. Members should attach information on the history of the ethnic fiber art, where it was used, by whom, how it was used, a short description of the technique, etc.

4119: Macramé – an article

4120: Fiber Arts Educational Notebook

Fiber Arts – Junior Division (ages 7-13)

4121: Crochet – an article including felted items.

4122: Knitting – an article made either by hand or by knitting machine, including felted items.

4123: Needle Arts

An article created by hand using any of the following techniques: embroidery, cross-stitch, needlepoint, candle wicking, crewel, lacework and/or applique.

4124: Patchwork and Quilting Article

It is an acceptable practice for the exhibitor to create the patchwork or quilted article and have someone else quilt and/or bind it.

4125: Rug Making

A rug including braiding, tying, floor cloth, latch hoot, etc. (this is not a pillow or wall hanging). The finished product should be an item that would be an item used in the home.

4126: Spinning, a skein – minimum 10 yards in length.

4127: Weaving, a woven article

Members should attach information about the type of loom or process used. Woven wood reed baskets should be exhibited in Visual Arts.

4128: Ethnic Arts – an article

This is defined as a Fiber Arts technique that is associated with a specific country or culture. It is a practical skill that was developed to provide basic family needs as apparel, home furnishings, or decorations. It is also defined as a method that has been maintained throughout history and passed on to others, often by observation and by example, such as batik, Swedish huck towel weaving, mud cloth, bobbin weaving, tatting, felted items that are not knitted or crocheted, etc. Members should attach information on the history of the ethnic fiber art, where it was used, by whom, how it was used, a short description of the technique, etc.

4129: Macramé – an article

4130: Fiber Arts Educational Notebook

Foods and Nutrition

Superintendents: Crystal Hoffman, Erin Olson, Denise Herrman

Consultation Judging: Monday, July 27, 10:00 a.m.-finish

Main Fair Building, south end

Enter through west doors

Maximum entries: Three non-perishable entries, plus one exhibit in each of the following classes: educational exhibit, food gift package, recipe collection, favorite perishable food, flop class, and bread machine bread

If exhibitors have questions or need more information to help make informed, safe food exhibit decisions, contact Cindy Williams at the Extension office prior to judging.

Exhibitors not adhering to the following rules are subject to disqualification or lowering of ribbon placing.

1. Exhibitors are required to enter food classes in their age divisions only, regardless of the number of years enrolled in the project. Exceptions to this rule include optional classes.
2. A complete recipe with the exhibitor's name must accompany all exhibits. Recipe with ingredients and instructions should be placed on a 3x5-inch card. If computer-generated, cut to fit the card. If a mix is used, write the mix, other ingredients, and method of mixing on the card.
3. Exhibits should be in food-grade plastic bags, disposable plastic containers, or boxes of appropriate size for the exhibit. Baked products must be removed from the pan and placed on a sturdy paper plate or full-covered cardboard suitable for the size of the exhibit. Pies, cakes, coffee cakes, etc., must be exhibited in a disposable aluminum pan. No pans, plates, glass cake plates etc., will be returned to exhibitors.
4. To reduce food waste, you have the option of bringing half of a larger item, i.e., half of a frosted or unfrosted cake, half of a pie, or half of a loaf of bread (no mini loaf). Bake whole then cut in half.
5. Any food with custard and dairy-based fillings and frostings (i.e. cream cheese) raw eggs, flavored oils, "canned" bread or cakes in a jar, cut fresh fruit or any food requiring refrigeration (i.e. bacon) or unbaked exhibit with raw flour (i.e. no-bake cookies with flour in the recipe) will be disqualified and not judged.
6. Frosting and fillings need to contain more than 65% sugar. Any entries with frostings and fillings must calculate the amount of sugar in the frosting/filling recipe only and attach the calculation to the entry. Examples of how to calculate this percentage are included in the publication located at: https://bookstore.ksre.ksu.edu/download/food-safety-of-frostings-and-fillings_MF3544.
7. All unfrosted cakes should be exhibited in an upright position with crust showing, except for cakes made with special designs such as bundt cakes.

They should have the top crust side down.

8. Baked fruit pies will be accepted. Agents and superintendents have the final decision on questionable perishable issues.
9. Alcohol (ex. wine, beer and hard liquor) is not allowed as an ingredient in food entries. Entries with alcohol will be disqualified and not judged.
10. Small items, such as cookies and rolls, should be the same shape and from the same recipe. Exhibit 3 cookies, 3 muffins, 3 breadsticks, 1 loaf of bread (half loaf is optional), etc.
11. All exhibits must be baked (the exception is no bake cookies). Only 4-H members ages 7-9 are allowed to enter no bake cookies.
12. Under-baked entries will be lowered by one or more ribbon placings.
13. Use of kitchen facilities for refrigeration or warming food is off limits. Food stored in the kitchen will not be considered for champion.
14. A judge has the option to check the correct temperature of a food item.
15. Once a member has received a purple ribbon on a food exhibit in previous years, a different recipe should be used if it is the same type of exhibit. This includes purples from the State Fair.
16. A food sample will be kept for display. The remainder of the product must be picked up by 7 p.m. Monday or it will be sold in the bake sale. Purple exhibits are kept in entirety for selection of champions but are released following the decision.
17. Non-state fair classes are not eligible for an overall project rosette ribbon.

Educational exhibit for all levels – Exhibits may be in the form of a poster, notebook, or display. Follow copyright laws, as explained in the General Rules, as you are preparing your exhibit. Take care to select materials that will withstand Fair conditions. No card table displays are allowed. If the exhibit is a poster, it must not be larger than 22" x 28". Displays are not to exceed a standard commercial 3' x 4' tri-fold display board. Name and county or district must be clearly marked on educational exhibits. The educational exhibit box or notebook does not constitute an educational exhibit.

Food Gift Package – No alcoholic beverages will be accepted. A food gift package must contain at least 3 different food items (prepared for human consumption), made by the 4-H member, in a suitable container no larger than 18"x18"x18". Prepared food items must have recipes attached to the entry. Additional homemade food items beyond the three minimum or purchased items may also be included in the gift basket. On the back of the entry card, answer these questions: a) what is the intended use; b) what food safety precautions were taken during and after preparation. This entry will count as a non-perishable food product, not as an educational exhibit. Home canned foods must follow Food Preservation rules. Canning jars should not be used for baking per the manufacturer's instructions. They could break during baking.

Recipe Box or Collection – Notebook or recipe file which should include recipes used in level (other recipes may be included). Guidelines: Division of food categories in alphabetical order. Directions must be easily read. A minimum of five (5) new recipes must be added for each year the 4-H member is enrolled in the project.

Recipe Box or Collection – Members are to collect recipes. They have prepared from the 5 food groups breads/cereals, vegetables, fruits, dairy, and meat.) Entry will be judged on the 4-H members age, neatness, recipes complete with yield, date, and source of the recipe. Place in a suitable container dividing recipes according to the five food groups or more if needed.

Favorite Perishable Food Product – This may be anything that would require refrigeration or heating. Complete recipe with ingredients and instructions are to be included on a 3x5 card. Provide a picture (no larger than 4x6-inches) of the food product to stay on display with the ribbon. After judging the product will be taken home by the exhibitor. Judges have the option to check the food temperature when it is judged for food safety reasons.

Modified Non-Perishable Food Product – The product must be modified from the original recipe, modified to nutritionally embrace the food product. Attach one 8.5x11-inch piece of paper (front and back) that includes the original recipe, modified recipe, and narrative to describe modifications made why modifications were made, and lessons learned such as nutritional value, or changes in appearance, doneness, aroma, flavor, tenderness and/ or texture. Ex-standard blueberry muffin recipe that is modified to make it gluten-free.

Flop Food Product – A food product member had a problem with when preparing it for the fair. On a 3x5-inch card, explain what went wrong, why it happened, and what you would do differently to prevent it from happening again. If time allows, prepare a good product and exhibit it as well.

***indicates No Class in 4-H Division at State Fair (only open class)*

Beginner (Ages 7-8)

FN160*: Non-perishable food product

May be a nutritional snack, quick bread, muffins, no-bake cookies, cookies, cupcakes, brownies

FN161*: Educational exhibit prepared by 7- or 8-year-old

Junior (Ages 9-11)

4300: Non-perishable food product

May be a nutritious snack, baked cookies-bar or drop, quick bread, muffins, pie, coffee cakes (without yeast) one-layer cake – any flavor and frosted (can be from a box mix).

4301: Educational exhibit prepared by 9-, 10- or 11-year-old

4306a: Food gift package

Intermediate (Ages 12-14)

4302: Non-perishable food product

May be yeast bread or rolls, quick bread, sweet dough pastries or rolls, tea rings, cinnamon rolls, cake-foam or sponge, 2-layer cake any flavor and frosted, specialty bread, international breads or cookies, pies, tarts.

4303: Educational exhibit prepared by 12-14-year-old

4306b: Food gift package

Senior (Ages 15 and up)

4304: Non-perishable food product

May be a nutritious snack, baked cookies-bar or drop, quick bread, muffins, pie, coffee cakes (without yeast) one-layer cake any flavor and frosted (can be from a box mix).

4305: Educational exhibit prepared by 15- to 18-year-old

4306c: Food gift package

Optional Food Classes – All Ages

FN163: Recipe Box or Collection

FN164: Favorite Perishable Food Product

FN166: Flop Food Product

FN167: Bread Machine Breads

Does not have to be baked in the bread machine; can be taken out to do shaping and baked in a conventional oven for this class

FN170: Modified Non-perishable Food Product

Bake Sale

Superintendent: Crystal Hoffman

Junior Superintendent: Aurora Hoffman

Monday, July 27, 1:00 p.m.-9:00 p.m.

Tuesday, July 28, 11 a.m.-9:00 p.m.

Main Fair Building, north end (southwest corner)

- All 4-H members enrolled in the Foods & Nutrition Project are invited to donate their entries to the bake sale following judging. This includes all non-perishable entries and decorated cakes, cupcakes, and cookies that have followed the requirements.
- The food sample for non-perishable items will be kept for display during the fair. The remainder of the product can be donated to the bake sale. If a product is selected as Champion or Reserve Champion, a picture will be taken and displayed instead of the product.
- For the decorated cakes, cupcakes, and cookies, pictures will be taken and displayed for all items at the time of check-in and judging.
- Any products that remain after 7 p.m. on the day of judging will automatically be included in the bake sale.
- Full items that remain at the bake sale toward the end of each day may be sliced and sold at the discretion of the committee.
- Money raised by the bake sale will be given to the Jefferson County 4-H Council to be put as a separate line item to go towards new display cases to showcase the food entries at the fair.
- For questions, contact Crystal Hoffman at crystalhoffman06@gmail.com.

Food Preservation

Superintendent: Carol Kahler

Consultation Judging: Tuesday, July 21, 4:00-8:00 p.m.

Leavenworth County Fairgrounds, Tonganoxie

Exhibitors not adhering to the following rules are subject to disqualification or lowering of ribbon placing.

1. Exhibits must have been preserved since the members' previous year's county fair and not be exhibited at the previous year's State Fair.
2. Untested recipes will be disqualified for food safety reasons. Recipes should be from current, tested resources listed below and must be adjusted for altitude on processing location.
 - a. *So Easy to Preserve, 6th edition, The University of Georgia Cooperative Extension Service*
 - b. *Ball® Blue Book Guide to Preserving, 38th Edition*
 - c. *Ball® Complete Book of Home Preserving, 2024 Edition*
 - d. Canning mixes (i.e. Mrs. Wage's, Ball®)
 - e. Pectin manufacturers (i.e. Sure-Jell, Ball®)
 - f. *KSRE Rapid Response Center Preservation Recipes*
 - g. National Center for Home Food Preservation
 - h. Ball® and Kerr
3. K-State Research and Extension Food Preservation and other university publications, including:
 - a. 4H712 – Food Safety Recommendations for Food Preservation Exhibits <http://www.ksre.ksu.edu/bookstore/pubs/4H712.pdf>
 - b. MF3170 – "10 Tips for Safe Home-Canned Food" <http://www.ksre.ksu.edu/bookstore/pubs/MF3170.pdf>
 - c. MF3171 – "Sassy Safe Salsa at Home" <http://www.ksre.ksu.edu/bookstore/pubs/MF3171.pdf>
 - d. MF3172 – "What's Your Elevation?" <http://www.ksre.ksu.edu/bookstore/pubs/MF3172.pdf>
 - e. MF3242 – "How-to Guide to Pressure Canning" <http://www.bookstore.ksre.ksu.edu/pubs/MF3242.pdf>
4. Alcohol is not allowed as an ingredient in food preservation entries. Entries with alcohol will be disqualified and will not be judged.
5. Exhibits must be processed in clean, clear standard canning jars, with matching brand (ex: use Ball lids on Ball jars, or Kerr lids on Kerr jars, etc.) two-piece lids. Do not use colored jars, fancy padded lids, fabric overwraps, or cozies as they interfere with the judging process. No fancy

packs unless the recipe states to do so (ex: pickled asparagus). Jars must be sealed when entered. For food safety reasons, the size of the jars used must not be larger than the jar size stated in the recipe. Salsa is canned in pint jars only, not quarts.

- a. Note: There are 12-ounce, 24-ounce, and 28-ounce canning jars available and may be used. Use pint jar process recommendations for 12-ounce, and 28-ounce canning jars available and may be used. Use pint jar process recommendations for 12-ounce jars. Use quart jar process recommendations for 24-ounce and 28-ounce jars.
6. Processing methods that will be disqualified include open kettle canning, oven canning, sun canning, and using electric multi-cookers.
7. Each jar exhibited must be labeled. The label must not cover the brand name of the jar. The label must give: Class Number, Product, Altitude where processed, Canning Method, (water bath, weighted gauge or dial gauge pressure method), Process Time, Pressure (psi), Date processed including month and year, Name and County/District. Templates to make adhesive labels can be found at: <https://www.kansas4-h.org/educational-experiences/fair-resources/kansas-state-fair/docs/food-preservation/> or labels are available in the office or website. Labels must be 1" from the base of the jar.
8. Hole punch the entry card and use a rubber band to attach the entry card and recipe around the top of the jar. Each exhibit must have the complete recipe and instructions attached to the entry card. Recipe must include exhibitor name, recipe source, date of publication, and altitude, where the food was processed. If you use Mrs. Wage's or Ball® mixes, indicate the date the mix was purchased.
9. Dried food products must be in a canning jar and include the recipe, preparation steps, and heating instructions. Suggested amount: 1/3 -1/2 cup, or three or four pieces per exhibit. All meat jerky must be heated to an internal temperature of 160 degrees Fahrenheit before or after drying or else be disqualified. This is not the drying temperature. Heating information can be found in "Dry Meat Safely at Home" www.ksre.ksu.edu/bookstore/pubs/MF3173.pdf.

4350: Sweet Spreads, (fruit and/or vegetables), Syrup

4351: Fruit, Juice, Fruit mixtures (salsa, pie filling, etc.)

4352: Low Acid Vegetables (green beans, corn, etc. or vegetable mixtures)

4353: Pickles (fruit or vegetable) Fermented Foods, Relishes and Chutney

4354: Tomato/Tomato products, Tomato Juice and Tomato Salsa; one jar

4355: Canned Meats; one jar

4356: Dried Foods – one kind of dried food product exhibited in a small canning jar.

FP177: Special Dietary Needs Must; meet USDA guidelines for processing.*

FP178: Freeze-Dried Foods – one kind of dried food product exhibited in a small

canning jar.

FN168:** Extracted Honey – light and/or amber (also known as strained honey).

Extracted/Strained Honey is honey separated from the comb by centrifugal force, gravity, straining, or other means. Entries shall consist of three 1 lb. glass Queenline jars or clear glass jars with no inner seals in lids. All jars must be plain and free of labels.

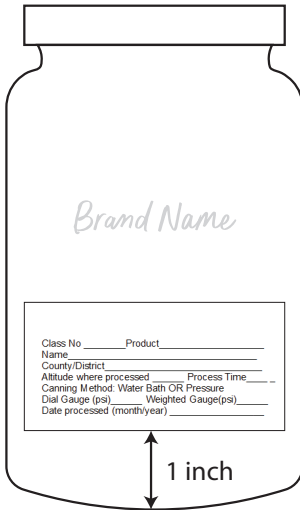
Maximum of two per class

FN169:** Other Honey (ex. wax/comb, etc.)

Maximum two per class

Correct Labeling

See Rule 7.



Forestry

Superintendent: Chris Hoffman

Consultation Judging: Monday, July 27, 9:00-11:00 a.m.

Horticulture Building

1. Name, club, age, and years in the project should be in a prominent location on the exhibit.
2. Twigs and fruit collections may be exhibited in whatever manner you choose. The maximum tri-fold size is 3'x4'.
3. All leaf exhibits are to be mounted on 8.5x11-inch heavy stock paper and placed in loose-leaf binders. Magnetic or adhesive filler sheets for photographic prints or sheet protectors are recommended.
4. In all leaf collections, exhibit one complete leaf where possible.
5. Leaves should be identified with an appropriate label located near the leaf on the same page. These labels should include (1) proper name as listed in the 4-H 334 "List of Native Kansas Forest Trees"; (2) location (city and/or county) where collected; and (3) date (day, month, year) or (month, day, year) collected.
6. Divide specimen into the following 2 sections: Native Kansas Trees and Non-Native Trees.
7. Group specimens, according to the years collected (ex. "old-previous years" and "new").
8. New specimens are those specimens collected during the current 4-H year and cannot be a duplicate tree species of previously displayed specimens.
9. Variations of varieties do not count as different species or specimens.
10. When replacing previously displayed samples, due to degradation, improper mounting, or incorrect identification, the specimen label must be updated. Replacements do not count as new specimens. Replacements should be displayed in the "old previous" section of the display.
11. If you retrieve information for your forestry exhibit, you must include a reference citation for the source.
12. All work must show originality. Leaf collections and displays should not closely resemble work done by others in the same club.

Knowing Trees As Individuals (Leaf Collections)

5100: Forestry Collection, first year members only. Choose A or B.

- A. Exhibit a minimum of 10 different leaves from native Kansas trees collected within the year. The exhibit can include non-native leaves in addition to the required number of leaf specimens collected from native Kansas trees.
- B. Exhibit a minimum of 5 native Kansas trees showing leaf, twig and fruit from each species collected.

5101: Forestry Collection, first and second year members. Choose A or B below.

- A. Exhibit a minimum of 20 different leaves, including 10 new specimens from

native Kansas trees. The exhibit can include non-native leaves in addition to the required number of leaf specimens collected from native Kansas trees.

- B. Exhibit a minimum of 10 native Kansas trees showing leaf, twig and fruit from each species collected. This exhibit must include 5 new leaf, twig and fruit specimens.

5102: Forestry Collection, third or fourth year members. Choose A or B.

- A. Exhibit a minimum of 30 different leaves, including 10 new specimens from native Kansas trees. The exhibit can include non-native leaves in addition to the required number of leaf specimens collected from native Kansas trees.
- B. Exhibit a minimum of 15 native Kansas trees showing leaf, twig, and fruit from each species collected. This exhibit must include 5 new leaf, twig, and fruit specimens.

5103: Forestry Collection, fifth year and up members. Choose A or B.

- A. Exhibit a minimum of 40 different leaves, including 20 new specimens from native Kansas trees. The exhibit can include non-native leaves in addition to the required number of leaf specimens collected from native Kansas trees.
- B. Exhibit a minimum of 20 native Kansas trees showing leaf, twig, and fruit from each species collected. This exhibit must include 10 new leaf, twig, and fruit specimens.

5104: How a Tree Grows – Notebook

Entry may include a project notebook with 10 or more seeds collected with pictures showing a germination study or a mounting of a thin section of wood cut from the end of a log or top of stump labeled with information such as kind of wood and age of tree when cut or exhibits an illustration of how a tree grows.

5105: Tree Appreciation – Notebook

Entry may include a research or reporting project notebook with no more than 10 pages based on the exhibitor's selected tree. Exhibit must be a different species of tree each year. This notebook may include sketches, drawings, pictures, a story, or any other things which will help tell about the tree you have selected.

5106: Growing and Protecting Trees – Display/Notebook

Requires a display or project notebook telling about project and pictures before, during & after planting seedlings, a container tree, or a balled and burlapped tree. Maximum tri-fold size is 3' x 4'

5107: Tree Culture - Display/Notebook

Entry requires a display, or project notebook showing your project work and includes pictures of before, during and after wood lot improvement. Maximum tri-fold size is 3' x 4'.

5108: How Forests Serve Us

Entry may include collected wood samples (all or partial) and two-page essay. Wood sample display to be mounted on poster board or any stiff material no larger than a 3' x 4' trifold. Essay should be displayed in a covered binder.

5109: Educational/Creative Exhibit

Entry must be directly related to tree identification or Forestry. Type of exhibit is open (notebook, poster, collection box, etc.). Care should be taken to use durable materials that will withstand fair conditions. This is a good class to exhibit an unusual collection.

Geology and Lapidary

Superintendent:

Consultation Judging: Monday, July 27 11:00 a.m.-12:00 p.m.

Horticulture Building

Exhibits are displayed in the northeast end of the Main Fair Building. Exhibitors are responsible for transporting their own items to the final display location directly following consultation judging and may bring large items through the east sliding doors.

Maximum entries: One entry total in geology classes 5200-5203. Exhibitors may additionally enter one exhibit in each geology class 5204-5206, and one lapidary class

1. The exhibit box should be 18" wide x 24" high x 3.5" deep oriented vertically. Plexiglass covers are required. Boxes with glass covers will not be accepted. If a box has a sliding plexiglass cover, it must be removable from the top. Screws, locks, or other devices that would prevent judges from removing the cover should not be used.
2. For Lapidary classes 5300 – 5304 only, the dimensions of the box should be appropriate for the display but should not exceed 18" x 24" x 3.5".
3. Each exhibitor is required to identify each display box by placing an identification label bearing the name, county or district and number of specimens in the upper left-hand corner of the Plexiglas cover (inside-use clear double-sided tape to adhere gummed labels) and by attaching a label with the same information on the lower right corner of the box (outside).
4. Geology specimens should be labeled with the number of the specimen, date collected, specimen name or description, and locality (county only) where collected.
5. For the geology classes 5200, 5201, 5202, and 5203, specimens should be mounted in the box by proper groups: rocks, minerals, and fossils.
6. Fossils must be identified to the Phylum, Class, and Genus level. Genus name is to begin with a capital letter. Species name is all lower case. Genus and species names must either be italicized or underlined, not both. The words "phylum, class, genus" on labels are to be spelled out, not abbreviated. More than one specimen of the same kind of rock or mineral or species of a fossil may be exhibited if this duplication represents different geological formations. Specimen label must show this distinction (Fort Hays limestone, not just limestone; calcite from the Greenhorn Formation, not just calcite; Phylum: Brachiopoda Class: Articulata Genus: Composita from the Morrill Limestone Member, not just Phylum: Brachiopoda Class: Articulata Genus: Composita).
7. For geology classes 5200, 5201, 5202, 5203, 5205, 5305 and 5206, all specimens must be collected by the participant (not purchased) from locations in Kansas, with the exception of Tri-State Mining Area specimens collected from these three adjacent counties: Ottawa County, OK; Newton

and Jasper Counties, MO. Other out-of-state specimens will not count in the minimum number for the class, nor will they be considered in the judging.

GE500: Beginning Geology (Age 7-8) only for first-time exhibitors*

Specimens should be glued to a piece of heavy white poster board or foam core board 22" x 32" with "Beginning Geology" at the top of the display.

- » Display at least 14 specimens.
- » Rocks & Minerals should be displayed with freshly fractured surface visible.
- » Refer to Rule #4 for group & label information.
- » In addition:
 - » For fossil – the environment in which fossil might be found
 - » For rocks – the type of rock sedimentary, metamorphic or igneous
 - » For minerals – color, hardness, texture or grain, and luster
- » If exhibiting in this class, the additional exhibit may be made only in Geology Exhibit.

5200: Geology: Display at least 15 different rocks, minerals, and fossils

5201: Geology: Display at least 30 different rocks, minerals, and fossils

5202: Geology: Display at least 45 rocks, minerals, and fossils, at least 5 of each

5203: Geology: Display at least 60 rocks, minerals, or fossils, at least 5 of each

5205: Mineralogy: Display a minimum of 15 mineral species collected in Kansas

5206: Fossils: Display a minimum of 15 Fossils species collected in Kansas

Lapidary

8. All lapidary specimens should be labeled with the following instructions:
- a. Specimen name
 - b. Place of origin (country, state, or county; county required for Kansas specimens)
 - c. Purchased or self-collected
 - d. Date lapidary treatment began
 - e. Date lapidary treatment completed (Treatment completed after the State Fair is considered a new year specimen).

5300: Lapidary: Display at least 5 varieties

5301: Lapidary: Display before and after examples of at least 3 varieties of specimen

5302: Lapidary: Display before and after examples of at least 6 varieties of specimen

5303: Lapidary: Display before and after examples of at least 9 varieties of specimen

5304: Lapidary: Exhibit at least 6 specimens that have not previously been exhibited

Special lapidary exhibits should be entered in class 5304. Please note that each member is limited to one entry in this class.

Horticulture and Landscape Design

Superintendent: Chris Hoffman

Check-in: Prior to 10:00 a.m. Tuesday, July 28

Judging: Tuesday, July 28, 10:00 a.m. – 12:00 p.m.

Horticulture Building

Participants are welcome and encouraged to be present at judging.

Maximum entries: Eight total flower exhibits in classes 2500-2603 and HR450-HR468. Eight total exhibits in produce and herb classes.

All exhibits must be grown and cared for by the member, not purchased.

Floral Exhibits

1. Members are encouraged to exhibit cut flowers and fresh floral arrangements in disposable containers. If a non-disposable container is used, mark it plainly with your name and club. We are not responsible for the loss or damage to any flower arrangements, vases or containers.
2. Entries should not take over one square foot of table space and should be freestanding, easily moved, and not require any special equipment to display.
3. Potted plants are only accepted in classes HR467-HR468.

5600: Annual Garden flower – cut specimen, single stem

5601: Perennial Garden flower – cut specimen, single stem

5602: Fresh Flower Arrangement

5603: Dried Flower Arrangement – no fabric or plastic materials

5604: Horticulture Notebook

Entry shall consist of a notebook or three-ring binder of written narrative describing a horticulture project such as landscape design/installation, lawn renovation, water/flower/vegetable garden, lawn mowing service, landscape maintenance business, farmer's market business, or other horticultural projects. 4-H members are encouraged to include photos, illustrations, and/or landscape drawings that help explain work done by the member. See state fair rules for more information.

HR465: Fresh Flower Stems* - (three cut flower stems)

HR466: Minnie's Favorites* - (arrangements less than 6" square)

HR467: Watch Out!* - cactus or cacti combination planter

HR468: Potted Plant*

HR469: Carnivorous Plant* - Venus Flytrap or other carnivorous plant

Guidance on exhibiting cut flowers: <https://bookstore.ksre.ksu.edu/pubs/4H826.pdf>

Produce Exhibits

4. Secure entry form to a disposable plate or container with string or tape. Use a sturdy disposable plate bowl or container that will support the weight of the produce.
5. There should be no duplications within a class.
6. All purple ribbon exhibits are eligible for state fairy entry, unless noted otherwise.

CLASS 2500: Garden Display

Each exhibitor in this class will be limited to four square feet of space. The garden Display must be exhibited on a tray, in a basket or container that can be easily moved by the fair staff. The exhibit consists of five different types of fresh vegetables or fruits. Canned products and shelled vegetables are not acceptable. Only one variety of each type of vegetable or fruit may be exhibited.

The numbers of the five types of vegetables or fruits to be exhibited are as follows:

- » Large Vegetables (one each): cabbage, cantaloupe, eggplant, large pumpkin, squash, watermelon
- » Medium Vegetables (five each): beets, carrots, cucumbers, decorative gourds, potatoes, miniature pumpkins, okra, onions, peppers, radishes, sweet potatoes, tomatoes, or other similar sized vegetables
- » Small Vegetables (twelve each): green snap beans, wax beans, English peas, radishes, cherry tomatoes, or other similar-sized vegetables
- » Small Fruits (one half-pint box): strawberries, blackberries, raspberries, or other similar-sized fruits.
- » Tree Fruits (5 each): apples, pears, peaches, or similar-sized fruits
- » Grapes (2 bunches)

The quality and condition of the exhibit will be considered. Choose vegetables for the exhibit that will hold up well during the fair. Avoid over-ripe or over-mature specimens. Those that are slightly under-ripe or slightly immature when picked may last longer.

2501: Small Vegetables Specimen Plate (twelve each)

Examples: green beans, yellow wax beans, radishes, cherry tomatoes, or other small vegetables

2502: Medium Vegetables Specimen Plate (five each)

Examples: cucumbers, tomatoes, beets, white, yellow, or red onions, bell peppers, other peppers, okra, parsnips, radishes, turnips, sweet potatoes, red, white, or Russet potatoes, carrots, miniature pumpkins, decorative gourds, sweet corn (with husk on), and other medium vegetables

2503: Large Vegetables Specimen Plate (one each)

Examples: watermelon, summer squash, winter squash, pumpkin, eggplant, cabbage, cantaloupe, other large vegetables

2504: Fresh Culinary Herbs (six each)

Examples: parsley, basil, dill, etc. Six stems of ONE VARIETY of fresh herbs exhibited in a disposable container or water. Dried herbs are not accepted.

Classes continue on next page

2505: Grapes (plate of 2 bunches)

HR450: Baby Vegetables* (twelve each)

Examples: baby carrots, baby beets, baby corn. Any vegetable normally grown as a baby vegetable.

HR459: Largest Garden Vegetable (one each)

Judged on quality, condition, cleanliness, and size

HR460: Notebook, Poster or Educational Display

See Notebooks, Posters and Educational Display pages for guidelines.

Ice Cream Rolling

Competition: Tuesday, July 28, 12:00 p.m.

Lions Club Shelter

1. Each entry is a team of two Jefferson County 4-H members.
2. 4-H members can compete on only one team.
3. Cloverbuds are not eligible to participate.
4. Each team will use their own ice cream recipe and must bring the recipe to the contest.
5. All recipes must use either pasteurized egg products or cooked eggs for food safety.
6. Recipes can be prepared ahead of time but must be frozen during the contest in coffee cans or other methods of freezing.
7. Must provide own freezing device (coffee cans or other). There are five that may be checked out from the Extension office on a first-come basis.
8. Ice and rock salt are provided.
9. Must provide own materials for serving ice cream to judges.
10. Entries will be judged on the following criteria: Flavor , Texture, Frozen State, Recipe, Creativity, Presentation

ICR100: Team Ice Cream Entry

Interior Design and Architecture

Superintendent: Dianna Welsh

Display Set Up: Tuesday, July 28 by 10:00 a.m.

Maximum entries: One class per exhibitor

1. An entry card must be attached to the exhibit with material appropriate to the exhibit: Safety pins, tape, string, etc.
2. Projects must follow individual class guidelines and provide enough information to explain design intent using basic design vocabulary as described in pilot project materials.
3. Projects entered that do not follow specific class guidelines will not be judged.
4. A member may enter only one class in this division.

Scoresheets, Forms and Contest Study Materials:

- [Interior Space Presentation Board Score Sheet](#)
- [Collage Presentation Board Score Sheet](#)
- [Diorama Model Score Sheet](#)
- [Marble Maze or Enclosure Score Sheet](#)
- [Marble Maze Presentation Board Only Sheet](#)

Interior Design Focus

Interior design influences emotions and moods through elements like color, light, texture, and pattern.

4400: Interior Room Design Board

Design a room in your home or future home with a basic floor plan, furniture layout, and supporting visuals. Include material samples (wall treatments, flooring, paint, etc.), labeled drawings, budget details, and design intent. Present everything on a foam core or tri-fold board, ensuring neatness and thoughtful layout.

4401: Two Collages on Presentation Board

Create two identical rooms with different moods using collage. Choose contrasting emotions from the Kansas 4-H materials. Each collage (max size 11" x 17") should layer background, midground, and foreground using print materials, textures, and colors to convey atmosphere.

4402: Two Diorama Models: Build two boxed dioramas depicting contrasting moods using layers and handmade 3D elements. The box size should be no larger than 12" x 10" x 8". Materials like magazines, cardstock, and chipboard can be used for textures and furnishings. Include a foam core board detailing design intent and inspiration.

Architecture Focus

Architects design structures while balancing aesthetics, safety, and function.

4403: Marble Maze or Enclosure

Design a space for a marble to travel through different enclosures using household materials like cardboard and tubes. The base should be no larger

than 18" x 24", with a max height of 12". Include a design board with sketches explaining the marble's path and concept.

4404: Marble Maze Presentation Board Only

Create a presentation board (foam core or trifold) with drawings, floor plans, elevations, and photos illustrating the marble's journey. Add notes and a brief 1-3 paragraph description of your design intent. Neatness and layout are key.

IDA101: Notebook

Notebooks may include floor plans, swatches, colors, stories, photographs, and project records which detail what was accomplished this year with given indication of long-term plans. Notebooks should also include project inspiration, challenges, who helped you, and any other information that could be helpful to the judge. An additional summary is not required for Notebook exhibits.

Notebooks, Posters and Educational Exhibits

Superintendent:

Check-in: 8:30-10:00 a.m. on Tuesday, July 28

Judging: Tuesday, July 28, 10:00 a.m.

Fairgrounds Main Building, north end

Maximum entries: May enter one notebook, poster, or display per project enrolled in given that project does not have a dedicated notebook, poster, or display class for which the exhibit would apply.

1. Exhibits are judged on neatness and content.
2. **Notebook** – State project being exhibited on the cover of notebook and/or front, inside page. The entry card should include the project area and attached with string.
3. **Poster/Display** – Attach entry card to the bottom left corner.
4. Entry may be displayed in other locations during the fair.
5. Member Project Notebooks are not in competition with club books.

Club Notebooks

NB101: Reporter's Book*

NB102: Secretary's Book*

NB103: Historian's Book* (includes club projects, history and activities)

NB104: Other Club Book* (Club Livestock Book, Safety Notebook, etc.)

Member Notebooks

NB105: Member Project Book*

Posters

Posters are to be a 22" x 28" foam-core poster board able to withstand fair conditions.

PS106: Leadership/Citizenship Poster*

PS107: 4-H Promotional Poster* (specifically promoting 4-H)

PS108: Member's Project Poster* (Ages 7-13)

PS109: Member's Project Poster* (Ages 14 & Over)

Educational Exhibits/Displays

Displays are not to exceed a standard, commercial 3' x 4' tri-fold display board.

EE110: Project Educational Exhibit* (Example: Reading, Shooting Sports, Pets, Meat Goats, Rabbits, etc.)

Project Display must tell the story of what exhibitor has done in a particular project with posters, pictures, models, objects, etc.

EE111: 4-H Promotional Display* (Club or Individual): Designed to be used at other events to promote the 4-H program.

Performing Arts

Superintendent: Kelly Gilleece

Consultation Judging: Wednesday, July 22, 1:00-6:00 p.m.

Main Fair Building

Maximum entries: 1 per exhibitor

May consist of a notebook, poster, or display relating to the Performing Arts project. Display specifications should follow those laid out on the Notebooks, Posters & Other Displays project page.

PA125: Performing Arts Notebook or Poster*

PA126: Performing Arts Display*

Pet Show

Superintendent: Kelly Gilleece

Show: Wednesday, July 29, 10:30 a.m.

Lions Club Shelter

110: Best Decorated Cage

111: Cats

112: Hand Pets

113: Other Pets

Pie Contest

Sponsor: Jefferson County 4-H Foundation

Wednesday, July 29

Check-in: 10:00 a.m.-12:00 p.m.

Main Fair Building, south end

Auction: Approximately 7:30 p.m., following community parade and preceding bucket calf parade.

Show Arena

1. All entries must be accompanied by a completed entry card available at check-in. Participants must supply a 3x5-inch recipe card listing all ingredients, including those in the crust.
2. Pies must be made with a baked fruit filling and two crusts.
3. Pies must be entered uncut.
4. Pies should be entered in a disposable pan inside a resealable two-gallon plastic bag.
5. No alcohol or hard liquor is allowed as an ingredient.
6. Superintendents and agents have final say on a pie's perishable status.

PI191: 4-H members aged 7-13

PI192: 4-H members aged 14-19

PI193: Open to any 4-H alumni

PI194: Open to any Jefferson County resident

Photography

Superintendent: Molly Newman

Consultation Judging: Wednesday, July 22, 1:00 p.m.-6:00 p.m.

Delaware Township Hall, Valley Falls

Maximum entries: Six mounted photos per exhibitor (classes 4800-4805)

1. Photos must be taken by the 4-H member.
2. All photos must be no larger than 8" x 10" and no smaller than 7" x 9" after trimming.
3. Plastic protective sleeves are provided at the time of judging.

Mounting

4. Remove any white border from the print before mounting.
5. Photos are to be mounted across the narrow (11") dimension of an 11"x12.5" sheet of white or cream studio matte board regardless of photo orientation. Photos must be mounted with the top edge of the print 1" below the top of the matte board. The sides of the photo must be equal distance from the two edges of the board.
6. Appropriate matte boards are available at the Oskaloosa Extension office for \$2.00/each. If the mount has two colors, please mount on white side. Photos mounted on poster or foam core board will not be displayed.
7. A full-coverage permanent mount (spray adhesive recommended or heat mount) must be made. Each photo is handled numerous times throughout judging, sorting, and display process.
8. The following will result in ribbon placing being lowered one placing: lettering/date on the front of the mount or on the photo, underlays or borders, improperly mounted photos, oversized or undersized photos, white borders not removed, and unclean matte board or photo. This does include Computer Manipulated Photos.
9. Leave the back of the matte board blank, per Kansas State Fair rules.
10. Obtain the current photo strip printable file from the [*Meadowlark-Oskaloosa 4-H webpage*](#) under Jefferson County Fair.

Photo Specifications

11. Photos taken with a digital camera and having no more adjustments than exposure, color intensity or correction, one-click filter effect, red-eye removal, cropping, dodging, and burning should be entered in the standard color or black & white classes. HDR photos are to be entered in the standard photo class. AI-modified images are not allowed.
12. Digital Composite Image: Finished photo must be created from two or more original sources photographed by exhibitor. HDR photos do not qualify for this class. Photos will be judged on photographic merit as well as manipulation technique and process.
13. The black and white classes (4803-4805) are for black and white prints

only. Monochromatic prints, including sepia prints, are considered color photos and must be entered in the appropriate color photo area.

14. Photographic subject matter is expected to follow 4-H standards. For a sense of prohibited subject matter, review the Kansas 4-H Member Code of Conduct. In general, if it is not allowable at a 4-H event, it is not allowable in a 4-H photograph at the fair.
15. Photos with live subject(s) on a railroad right of way or taken from railroad right of way property will not be displayed and will be disqualified and not judged.
16. Copyright protections must be observed.

4800: Color photos by a 4-H member with 3 or fewer years in the project.

4801: Color photos by a 4-H member with 4-7 years in the project.

4802: Color photos by a 4-H member with 8 or more years in the project.

4803: Black and white photos by a 4-H member with 3 or fewer years in the project.

4804: Black and white photos by a 4-H member with 4-7 years in the project.

4805: Black and white photos by a 4-H member with 8 or more years in the project.

4806: My Favorite 4-H Photography: Member must have been enrolled in photography for 10 years or more. This is a "display only" class.

- A. Choose a total of 4 of your favorite photos from any of the years enrolled in photography. If they are previously used exhibits, remove all data slips and stickers.
- B. Develop a short biography piece.
 - » Tell how/when an interest in photography began.
 - » Explain why each of the four photos is a favorite.
 - » Share the skills learned because of photography. Think beyond camera skills and include leadership, community service, etc.
 - » Tell of any mentors/leaders worked with.
 - » Share workshops or camps pertaining to photography you attended.
 - » Explain (if relevant) any plans to use photography skills beyond 4-H/High School.
 - » Include a small (2 x 3) photo of yourself at the start of the biography.
 - » Print the biography document and mount it on a standard matte board.
- C. Place name and Meadowlark Extension District-Oskaloosa/Jefferson on the back of each of the 5 matte boards in the upper right-hand corner.
- D. This exhibit does not have to qualify at the county/district level to exhibit at the Kansas State Fair.
- E. There is no data slip required.
- F. A member who qualifies to exhibit in this class is still allowed to enter prints and a portfolio for judging if qualifications for those classes are met.

4807: Growth Portfolio: Member must have been enrolled in Photography for 3 years or more.

- A. The exhibit consists of one photo for each year of enrollment. Each photo must have been created in a different year and must be labeled with the year taken/project enrollment year. A maximum of 5 photos may be included if

the member has 5 or more years of enrollment. Photos are not required to be in consecutive order. The growth portfolio class may start at any time in the member's photography career.

- B. Photos must be 8" x 10" and may be color or black and white and must be unmounted.
- C. An information sheet must accompany each photo giving the brand and model of the camera used to create the photo. The settings for focal length, aperture, mode and shutter speed must also be listed.
- D. The skill set used to create the photo must be given and explained. Main goal for each year should be listed.
- E. Beginning with photo 2, member description of growth in project skill must be included on information sheet.
- F. Exhibit will consist of photos arranged in chronological order of enrollment, information sheet on each photo, and all information listed above. A portfolio book is required.

4808: Career Portfolio: Member must have been enrolled in Photography for five or more years or must be age 15-19 and been enrolled in photography for at least two years.

- A. Exhibit will consist of ten 8x10 photos showing skill development in one of the following photography areas: Portraiture, Special Effects not done with a computer, Landscape, Photojournalism, Black and White, Nature/Wildlife or Graphic Design (computer skills with photos). Photos may have been created over multiple years.
- B. Photo may be in color or black and white and must be unmounted.
- C. An information sheet must accompany each photo giving brand and model of camera used to create the photo. The settings for focal length, aperture, mode, and shutter speed must also be listed.
- D. A one-page summary should accompany the portfolio listing the goal for pursuing this area of photography and what skills were learned while doing so. Mentors should be acknowledged. Career exploration can also be described.
- E. Exhibit will be presented in a notebook designed for portfolio review with pages for required information listed above.
- F. A member may enter only one portfolio each year.

PH545: Photos with special effects*

Special effects are done using in-camera and/or printing techniques. The original photo is mounted on one board; there may not be any additional photos. Examples include zooming the lens during exposure, illusions, kaleidoscope, double exposure, etc. In addition, neon and polarization are considered special effects.

PH547: Photography Album*

Portfolio of some of the exhibitor's work during the current year. Limit 25 photos.

PH548: Professional Bound Photography Album*

Exhibitor's work done during the current year, professionally bound. No slide in pages allowed. Limit 25 photos.

PH549: Photo Display*

Three or more regular-size prints of uniform size mounted on 11" x 12.5" photo


matte board. Do not need to follow 1" guidelines from the edge. Mount in a desirable arrangement. Photos should be theme related.

PH550: Educational Photo Poster*

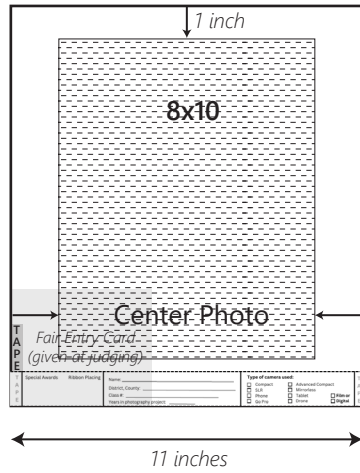
Put on white heavyweight poster board cut to 11" x 12.5" (same size as the matte board). Example: elements of composition special effects, angle shots, etc.

Correct Mounting & Labeling

Horizontal Format Mounting



Vertical Format Mounting



Robotics

Superintendent: Terry Robbins

Consultation Judging: Monday, July 28, 2025, 11:00 a.m.-12:00 p.m.

Horticulture Building

Exhibits are displayed in the northeast end of the Main Fair Building. Exhibitors are responsible for transporting their own items to the final display location directly following consultation judging.

Required Exhibit Materials

The report that accompanies the STEM exhibit must be the state-approved 4-H Exhibit Information form, which is glued to a 10x13-inch envelope. Plans (or a copy of) and an 8.5x 11" page of photos (one side only) must be placed inside the envelope. Up to 5-page limit.

Project information may be found at www.engtech4ks.com/robotics/.

Each exhibit must include a robot; information packets alone are not a sufficient exhibit.

Beginner Division: Ages 7-8 years old

STR50: Beginner Robotic Education Display*

STR51: Beginner Robotic Educational Notebook*

STR52: Beginner Robotic Educational Poster*

STR53: Programmable robot made from a commercial (purchased) kit*

STR54: Junk Drawer Robotics*

Intermediate Division: Ages 9-13 years

5509: Robot made from a commercial (purchased) kit.

No programming, just assembly

5510: Robot designed and constructed by exhibitor. The robot cannot be a mere modification of an existing robot kit or plan.

5511: Programmable robot made from a commercial (purchased) kit.

5544: Junk Drawer Robotics

5546: Robot designed and constructed by exhibitor or from a commercial kit, that is operated by a remote-controlled device.

Senior Division: Ages 14 and up

5513: Robot made from a commercial (purchased) kit.

No programming, just assembly

5514: Robot designed and constructed by exhibitor. The robot cannot be a mere modification of an existing robot kit or plan.

5515: Programmable robot made from a commercial (purchased) kit.

5545: Junk Drawer Robotics

5547: Robot designed and constructed by exhibitor or from a commercial kit, that is operated by a remote-controlled device.

Division D: Team Robotics Project

5517: Robot designed and constructed by two or more 4-H members enrolled in

the project.

The robot cannot be a mere modification of an existing robot kit or plan.
The robot may be a programmable type that is made from a commercial (purchased) kit.

Robotics Intermediate Division: Ages 9-13 years old

5756: Robotics Educational Display

5757: Robotics Educational Notebook

5758: Robotics Educational Poster

Robotics Senior Division: 14 and up

5761: Robotic Educational Display

5762: Robotics Educational Notebook

5763: Robotics Educational Poster

Team Robotic Project

5766: Team Robotics Educational Display

5767: Team Robotics Educational Notebook

5768: Team Robotics Educational Poster

Self-Determined

Superintendent: Mike Pangburn

Consultation Judging: Monday, July 27, 9 a.m.-11 a.m.

Horticulture Building

1. Examples of Self-Determined projects are collecting baseball cards, restoring a truck, exploring genealogy, etc. The exhibit may be a notebook, display, or actual item to be judged. Check with the office to be sure a planned exhibit fits in this category.
2. Exhibit(s) or article(s) for display must have a short explanation of the project. Pictures to help illustrate the beginning to completion of the project and other documentation that explains the project to the public should be attached.
3. Display must not exceed standard trifold 3' x 4'.

SD555: Self-Determined Project Display*

SD556: Self-Determined Project Notebook*

Sewing and Textile Design

Superintendent: Catherine Leitner

Check-in: Monday, July 20, starting at 8:45 a.m.

Exhibitors must arrive and check in 30 minutes before scheduled judging time.

Judging: Monday, July 20, 9:00 a.m.-finish

Judging times are scheduled after July 1 Fair Entry deadline via Signup Genius.

Delaware Township Hall, Valley Falls

If you are modeling your garments, you will need to sign up for a separate fashion revue class and judging time. See "Fashion Revue – Constructed Garment" for more information.

Maximum entries: Three fashion revue items; only 1 nonwearable construction, recycled clothing, alteration, or educational exhibit.

Required Exhibit Materials

All forms (printed and digital) and the entry card must be completed before judging. Exhibits will be dropped one ribbon placing if incomplete forms are given to judges.

- "Cost per Wear" form will be used for every age group. Senior and intermediate age groups **MUST** complete the ENTIRE form and **MUST** include a photo. Junior age group **MUST** have the photo but are not required to complete the rest of the form. Photo **MUST** show the 4-H member head to toe, including all accessories and shoes. Photo should look as close to how the 4-H member will look the day of judging. *Not required for non-wearable.*
- Google Form for all fashion revue scripts and pictures must be submitted by check-in at judging. A link will be emailed along with judging time sign-up after pre-fair entry closes.
- Entry card must have a description of the garment/item. The description can be handwritten on the entry card the day of but must be present.
- Score card, Cost per Wear (w/photo), and entry card must be in a clear plastic page protector.

Following judging, the forms will be kept.

1. Construction consultation judging does not require you to bring your accessories and shoes. Do not bring accessories to the fair.
2. Hangers are not provided. Fasten hangers together for 2- or 3-piece outfits. For fair entry display, clothing must be on a hanger.
3. ALL garments will be left with the committee following judging. Garments will be released at the completion of judging, approximately 5:00 p.m. for those wanting to pick up items. They are not to be removed before then. Garments that are not picked up after judging may be picked up prior to or after the Public Fashion Revue. Leaving garments between Monday and Friday is the decision of the exhibitor. 4-H is not responsible for loss or damage.

4. The judge will be asking you questions about your garment(s) and accessories.
5. Outfits that have been worn/used should be carefully laundered or cleaned before being exhibited.
6. Enter items for fair display no later than 9 p.m. on Monday, July 27, in the main fair building. There will be a clothing rack provided for you to leave your garment(s) and other constructed items.
7. Exhibitor may request garments be exhibited in a clear plastic bag for protective purposes. Exhibitor must provide the clear bag and notify the superintendent of its requested use. All garments are to be inspected by the superintendent for damage during exhibit set up. Any damage present at that time is to be documented and sent to 4-H agent and exhibitor.
8. Pre-cut kits are acceptable for all clothing construction.
9. State Fair: Sewing and Textiles Consultation members receiving a purple ribbon may exhibit only one constructed piece (non-wearable included) and one educational exhibit at State Fair if other requirements are met. Must be at least 9 years old for State Fair entry (Constructed-Fashion Revue is minimum age 10).
10. Educational Display/Exhibit Rules: Share with others what you learned in this project.
 - a. It can be in the form of a poster, display, or notebook. Select durable materials that will withstand fair conditions.
 - b. If a poster, it must not be larger than 22" x 28".
 - c. If the exhibit is a display, the maximum size is not to exceed a standard commercial 3' x 4' tri-fold display board.
 - d. No card table displays are allowed.
 - e. Sewing Boxes count as an educational exhibit.
 - f. Attach an entry card in some way to the exhibit.
 - g. See Kansas State Fair rulebook for additional guidance.

Consultation – Garment and Educational Exhibit

Junior: Ages 7-9

CL130: A constructed article, garment or outfit

CL131: Educational Exhibit

Intermediate: Ages 10-13

CL133: A constructed article, garment or outfit

CL134: Educational Exhibit

Senior: Ages 14+

CL136: A constructed article, garment or outfit

CL137: Educational Exhibit

Consultation – Non-Wearable Construction

Non-Wearable Construction: This class includes non-wearable constructed items that do not fit within the Fiber Arts classes of patchwork/quilting or that do not fit within a Visual Arts class due to the desire to have your sewing skills judged. Non-wearable items may include pillowcases, stuffed animals, table runners, placemats, pencil pouches, etc.

Cost-per-wear forms are not needed for this class; other forms are required.

CLNW123: Non-Wearable Construction (Ages 7-18)

Consultation – Recycled Clothing

11. Recycled Clothing Project: An item made of at least 50% recycled material (recycled means reusing an existing item in a new way). Could be remaking/redesigning a garment, repurposing a clothing item for a new use, etc. It must include sewing of some kind.
12. The entry card, information sheet with a picture, judges' sheet, and cost-per-wear forms (if the item is wearable) must be in a clear page protector and handed to the judge.

RC78*: Recycled Clothing (Ages 7-8)

4006: Recycled Clothing (Ages 9-18)

No fashion revue for this class

Consultation – Alterations

13. 4-H member must perform alterations to a purchased garment within the 4-H year, including but not limited to: hemming, adding an adjustable waist, adding gussets, taking in the garment, etc. Must bring a before and after photo.

CL132*: Alterations, Junior Ages 7-9

CL 135*: Alterations, Intermediate Ages 10-13

CL138*: Alterations, Senior Ages 14+

Fashion Revue – Constructed Garment

14. If you are in clothing construction, you will need to sign up for a separate consultation class and judging time. See Sewing and Textiles rules above for additional rules that apply to this class.
15. For judging you must include and wear any accessories you wish to include in your outfit. Do not bring accessories or shoes to the fair.
16. Participants may model only what can be worn. Garments cannot be carried. Each member models their own garment.
17. Use good sense in choosing items that are appropriate to be modeled publicly.
18. Fiber Arts exhibits cannot be used in any fashion revue class.
19. For all Fashion Revue entries, you must complete the outfit description Google Form available from the superintendent. (This is required if you want to participate in the Public Fashion Revue).
 - a. Example of what to write on the Information sheet:

Sally Brown is a 3-year member of 4-H and the Green Clover 4-H Club. She is wearing a pink and green zebra-striped cotton sundress paired with a white crocheted cardigan. Sally completes her look with white sandals and simple silver jewelry. This outfit is perfect for the first day of school or any other casual event. Sally's other 4-H projects include horse and plant science. She is involved at her church and in Girl Scouts. She will be a fourth grader at school this fall.

20. Public Revue is scheduled for 7:00 p.m. Friday, July 24, at the Delaware Township Hall. Participants should be there, dressed and ready in their first outfit by 6:45 p.m.
21. The superintendent emails the address supplied in 4-H Online that includes information about which outfit(s) are to be worn by Thursday.
22. For State Fair: Fashion Revue-Sewing and Textiles, boys and girls are combined. Two individuals, selected from class champion, class reserve champion and state fair alternate from 10-13 and 14+ age divisions will be eligible. Entries must be pre-registered on appropriate state fair forms by the due date designated. See state fair information for additional rules and other information.
23. The majority of the outfit must be sewn and modeled by the 4-H member who made the garment/outfit. Everything which is commonly considered an outer garment must be sewn (vest, jacket, dress, skirt, pants, coat, etc.). A sweater, blouse or shirt can be purchased or made to complete the outfit.

Junior: Ages 7-9

FRC142: Constructed Garment/Outfit Girls & Boys

Intermediate: Ages 10-13

6005: Constructed Garment/Outfit Girls & Boys, State Fair Eligible

Senior: Ages 14+

6000: Constructed Garment/Outfit Girls & Boys, State Fair Eligible

Shooting Sports

Superintendents:

Check-in: Tuesday, July 28, 8:30-10:00 a.m.

Judging: Tuesday, July 28, 10:00 a.m.

Maximum entries: One per exhibitor

Failure to comply by the rules established below lowers an exhibit one ribbon color.

1. Exhibits in this division are open to educational displays or promotional posters that follow specifications of the Notebooks, Posters, and Displays project. Entries will prominently incorporate the 4-H Clover and should include the Kansas 4-H Shooting Sports emblem.
2. Educational Display must be the standard 3'x4' tri-fold board; no additional table space is available for promotional brochures or display items. Content cannot exceed display board borders.
3. Promotional Posters must be flat and no larger than 22" x 30"; content cannot exceed display board borders.
4. Notebooks must be no larger than 8.5x11-inches.
5. Exhibitors must comply with state and federal laws and fair management policies. No "live" ammunition containing propellant or explosive powders may be used in any display. Use an inert substitution clearly described on the back of the poster, display, or in a notebook. Neither the Jefferson County Fair nor the Meadowlark Extension District are liable for the loss or damage of any personal property included as part of your display.
6. Exhibits will not be accepted if they are related to reloads.
7. Name, County/District, 4-H Age, and years in the project should be on the front of the display.

6200: Shooting Sports Educational Display – must be directly related to the 4-H Shooting Sports project.

6201: Shooting Sports Promotional Poster – must promote 4-H Shooting Sports

6202: Notebook – Contents pertain to some phase, results, story, or information about 4-H Shooting Sports.

Shopping in Style

Superintendent: Catherine Leitner

Check-in: Monday, July 20, starting at 8:45 a.m.

(Must arrive and check-in 30 minutes before your scheduled judging time)

Judging: Monday, July 21, starting at 9:00 a.m.

Judging times are scheduled after July 1 Fair Entry deadline via Signup Genius

Delaware Township Hall, Valley Falls

Each 4-H member may model: 3 Purchased Outfits and 1 Thrifty Threads Outfit; 1 Educational Exhibit

Required Exhibit Materials

All forms (printed and digital) and the entry card must be completed before judging. Exhibits will be dropped one ribbon placing if incomplete forms are given to judges.

- "Cost per Wear" form will be used for every age group. Senior and intermediate age groups MUST complete the ENTIRE form and MUST include a photo. Junior age group MUST have the photo but are not required to complete the rest of the form. Photo MUST show the 4-H member head to toe, including all accessories and shoes. Photo should look as close to how the 4-H member will look the day of judging.
- Google Form for all fashion revue scripts and pictures must be submitted by check-in at judging. A link will be emailed along with judging time sign-up after pre-fair entry closes.
- Entry card must have a description of the garment/item. The description can be handwritten on the entry card the day of but must be present.
- Score card, Cost per Wear (w/photo), and entry card must be in a clear plastic page protector.

Following judging, the forms will be kept.

1. For judging you must include and wear any accessories you wish to include in your outfit. Do not bring accessories or shoes to the fair.
2. Hangers are not provided. Fasten hangers together for 2- or 3-piece outfits. For fair display, clothing must be on a hanger.
3. ALL garments will be left with the committee following judging. Garments will be released at the completion of judging, approx. 5:00 p.m. for those wanting to pick up. They are not to be removed before then. Garments that are not picked up after judging may be picked up prior to or after Public Fashion Revue. Leaving garments between Monday and Friday is the decision of the exhibitor. 4-H is not responsible for loss or damage.
4. Participants may model only what can be worn. Garments cannot be carried.
5. Each member is to model their OWN garment.
6. The judge will be asking you questions about your garment(s) and accessories.

7. Outfits that have been worn/used should be carefully laundered or cleaned before being exhibited.
8. Use good sense in choosing items that are appropriate to be modeled publicly.
9. Enter items for fair display no later than 9 p.m. on Monday, July 27, in the main fair building. There will be a clothing rack provided for you to leave your garment(s).
10. Exhibitor may request garments be exhibited in a clear plastic bag for protective purposes. Exhibitor must provide the clear bag and notify the superintendent of its requested use. All garments are to be inspected by the superintendent for damage during exhibit set up. Any damage present at that time is to be documented and sent to 4-H agent and exhibitor.
11. For State Fair – Fashion Revue Shopping in Style, the girls and boys class champion in the Intermediate 10-13 and Senior 14+ divisions will be eligible for state fair. If the class champion cannot attend, then the class reserve champion will be eligible. If the class reserve champion cannot attend, then the state fair alternate will be eligible. Entries must be pre-registered in appropriate state fair forms by the due date designated. See state fair information for additional rules and information.
12. For all Fashion Revue entries, you must complete the outfit description Google Form. (This is required if you want to participate in the Public Fashion Revue.)
 - a. Example of what to write on the information sheet:
Sally Brown is a 3-year member of 4-H and the Green Clover 4-H Club. She is wearing a pink and green zebra-striped cotton sundress paired with a white crocheted cardigan. Sally completes her look with white sandals and simply silver jewelry. This outfit is perfect for the first day of school or any other casual event. Sally's other 4-H projects include horse and plant science. She is involved at her church and in Girl Scouts. She will be a fourth grader at school this fall.
13. Public Fashion Revue is scheduled for 7:00 p.m. Friday, July 24, at the Delaware Township Hall. Participants should be there, dressed and ready in their first outfit by 6:45 p.m.
14. The superintendent emails the address supplied in 4-H Online that includes information about which outfit(s) are to be worn by Thursday.

Educational Exhibits

15. Share with others what you learned in this project.
 - a. It can be in the form of a poster, display, or notebook. Select durable materials that will withstand fair conditions.
 - b. If a poster, it must not be larger than 22" x 28".
 - c. If the exhibit is a display, the maximum size is not to exceed a standard commercial 3' x 4' tri-fold display board.
 - d. No card table displays are allowed.
 - e. Attach an entry card in some way to the exhibit.

f. See Kansas State Fair rules for further information.

4020: Educational Exhibit, Junior Ages 7-9, all genders combined

4021: Educational Exhibit, Intermediate 10-13, all genders combined

4022: Educational Exhibit, Senior 14+, all genders combined

Fashion Revue – Purchased Garment

Majority of the outfit must be purchased (not borrowed) and modeled by the 4-H member

Fashion Revue (Buymanship – Girls)

Junior: Ages 7-9

FRBG146: Buymanship Outfit*

Intermediate: Ages 10-13

6020G: Buymanship Outfit

Senior: Ages 14 and up

6010G: Buymanship Outfit

Fashion Revue (Buymanship – Boys)

Junior: Ages 7-9

FRBB150: Buymanship Outfit

Intermediate: Ages 10-13

6020B: Buymanship Outfit

Senior: Ages 14+

6010B: Buymanship Outfit, State Fair eligible

Fashion Revue – Thrifty Threads

All Shopping in Style rules above apply to this class in addition to those below.

16. Contestants may enter one outfit in this class, and it must be selected by the contestant.

17. Total cost for the outfit must be \$25.00 or less (including tax). Cost includes the main garment(s). Must include a minimum of two coordinating clothing items (i.e. dress and jacket/cardigan, shirt and pants, etc.). Shoes and accessories are not included in cost. Original receipts for the purchase of the outfit must be attached to the judging form. The purpose of this class is to encourage and educate on reuse, repurposing, and upcycling of clothes. Items may come from thrift, consignment, or retail stores (clothing items that are already owned, handed down, borrowed, gifts or selected at garage sales are ineligible). Judging will be based on overall appearance, fit, modeling ability, quality of items, and cost savings. All clothing items that can be seen must be included in the cost (except shoes, socks, belts).

18. Items that are entered without receipts must be entered into Buymanship

classes. GRBG146-FRBB153 (this includes both boys' and girls' sections).

19. Entries in these classes are not eligible for overall awards.

20. Boys and girls will be combined into one class per age group.

Junior: Ages 7-9

TT160: Thrifty Threads Outfit Girls & Boys*

Intermediate: Ages 10-13

TT162: Thrifty Threads Outfit Girls & Boys*

Senior: Ages 14 and up

TT164: Thrifty Threads Outfit Girls & Boys*

Small Engines

Superintendent: Mike Pangburn

Consultation Judging: Monday, July 27, 11:00 a.m.-12:00 p.m.

Horticulture Building

1. All exhibits should involve engines smaller than 20 horsepower for classes 4610-4612.
2. Displays are limited to 4' wide by 4' deep – both upright and floor displays.
3. Engine should contain no fuel in tank or carburetor.

4610: Display – Exhibit one of the following:

- A. A display identifying difficult engine or lawn and garden equipment parts or a display showing the function of the various engine or lawn and garden equipment parts
- B. A display identifying and explaining the function(s) of different special tools needed for small engine work
- C. A display illustrating and providing the results of any one of the experiments that are included in the project books. No complete engines, lawn tractors, tillers, chainsaws, etc. are permitted for display, using a maximum tri-fold size of 3' x 4'.

4611: Maintenance – Exhibit a display that illustrates either:

- A. Routine maintenance procedures
- B. Diagnosing and troubleshooting specific problems in an engine. No complete engines, lawn tractors, tillers, chainsaws, etc. are permitted for display, using a maximum tri-fold size of 3' x 4'. The engine should contain no fuel in the tank or carburetor.

Table Setting

Superintendent: LaVell Winsor

Consultation Judging: Monday, July 27, 3:00-5:00 p.m.

Main Fair Building, south end

Enter west doors

Maximum entries: Two total per exhibitor, one per class

1. Exhibitors must be enrolled in Foods & Nutrition.
2. Choose a theme for the table setting, like a party, everyday meal, or other occasion. The meal may be breakfast, brunch, lunch or formal dinner.
3. Plan the menu to be used. The menu to be served should be displayed on a card no bigger than 5"x7". The menu may be displayed flat or set up. Ingredients do not need to be listed. If planning a full meal, please consider USDA My Plate Guidelines Healthy Eating Guide found at: MyPlate.gov. The menu should be age-appropriate (4-H member should be able to prepare the food on their menu) and fitting for the theme and meal choice. Food selection and colors should be appetizing on table-setting dinnerware.
4. Select dinnerware for up to a three-course meal. An individual place setting may include a table cover, linens, dishes, silverware/utensils, and a centerpiece for one place setting only. Each menu item should have a dish, including dessert.
5. The tablecloth should not touch the ground and be well-balanced.
6. Paper and plastic products are acceptable.
7. If cut flowers are used, they should be kept fresh during the fair.
8. All supplies must be furnished and kept in order by the exhibitor. Please do not bring items of high sentimental value. No food should be used. No alcoholic beverages will be accepted. The table is provided.
9. You will set up your table in front of the judge to discuss your choices, menu, and table theme, and answer questions the judge may have. No adult help is allowed during presentations. The maximum time for the presentation is 15 minutes.

TS186: Educational Display*: Not to exceed a standard 3' x 4' tri-fold.

TS187: Educational Poster*: Not to exceed 22" x 28".

TS188: Educational Notebooks*

Include at least 5 theme ideas for table settings, including menus. Include pictures from a media source that would illustrate your ideas. Place in a three-ring binder with sheet protectors.

Junior (ages 7-13)

TS189: Individual place setting for a family meal, company dinner, or special occasion.

Senior (ages 14 and up)

TS190: Individual place setting for a family meal, company dinner, or special occasion.

Uncrewed Aerial Systems

Superintendent: Terry Robbins

Consultation Judging: Monday, July 27, 11:00 a.m.-12:00 p.m.

Horticulture Building

Intermediate Division: Ages 9-13

5701: Unmanned Aerial System designed and constructed by exhibitor that is operated by a remote-controlled device. The UAS must not be a mere modification of an existing kit or plan. You may not exhibit a UAS that is purchased off the shelf in this class.

5702: Practical application of an Unmanned Aerial System constructed from a commercial (purchased) kit. This includes the UAS, plus one or more of the following: video, notebook, poster, display board, etc.

This class is separate from educational exhibits. A tangible use would be mapping Russian olive trees, eroded soils, and bindweed in fields, etc. There are also many other non-agricultural UAS uses that would be appropriate for this class.

Senior Division: Ages 14 and up

5706: Unmanned Aerial System designed and constructed by exhibitor that is operated by a remote-controlled device. The UAS must not be a mere modification of an existing kit or plan. You may not exhibit a UAS that is purchased off the shelf in this class.

5707: Practical application of an Unmanned Aerial System constructed from a commercial (purchased) kit. This includes the UAS, plus one or more of the following: video, notebook, poster, display board, etc.

This class is separate from educational exhibits. A tangible use would be mapping Russian olive trees, eroded soils, and bindweed in fields. There are so many other non-agricultural UAS uses that would be appropriate for this class.

Unmanned Aerial System Intermediate Division: Ages 9-13

5781: Junior Uncrewed Aerial System Educational Poster

5782: Junior Uncrewed Aerial System Display Board

5783: Junior Uncrewed Aerial System Notebook

Unmanned Aerial System Senior Division: (Ages 14 and up)

5781: Senior Uncrewed Aerial System Educational Poster

5782: Senior Uncrewed Aerial System Display Board

5783: Senior Uncrewed Aerial System Notebook

Visual Arts

Superintendents: Kelly Gilleece, Taegan Winter

Consultation Judging: Wednesday, July 22, 1:00 p.m.-finish

Main Fair Building

Maximum entries: 15 entries in Visual and Fiber Arts combined

1. If more than one article of the same type of exhibit is made, different techniques or skills must be used on each one.
2. All articles must be an original design created by the exhibitor.
3. To be State Fair Eligible, kits and performed mold are not considered original and are not acceptable in any Visual Arts class. Combining parts of different patterns (pictures, photographs, images, images from the internet or a magazine) with the member's own ideas can result in an original design, but simply changing the color pattern, and/or size of a pattern does not make the design original. If you create a replica of what you see somewhere else (i.e. Pinterest), it is not your original design. If a photo, sketch, or other idea source was used, submit it with your entry, firmly attached to your exhibit.
4. All exhibits that need to be hung must have a wire or sawtooth hanger attached (no string or tape) to be properly displayed. If necessary, hardware is not attached, it may not be displayed and lowered one ribbon placing. Matted only items (no frame) can provide a self-supporting stand.
5. Drawings should be matted (ex. pencil, charcoal), and all art (watercolor, oils, etc.) should be matted and/or framed. Exhibits should have a protection cover.
6. Multi-piece items should be marked accordingly and displayed and secured in an appropriate container to eliminate loss of set.
7. No plants or plant materials needing watering can be entered as an art display or item.
8. All items must be finished before judging. If not, entries will be considered incomplete and not considered for champion.
9. Not all purple exhibits are eligible for State Fair. State Fair exhibits will be chosen by a committee. Each county may submit one entry from each of these five categories: Fine Arts, Clay and Ceramics, Leather and Jewelry, Three Dimensional, and General Arts.
10. Wheat Weaving, and woven wood weed baskets should be judged in the Visual Arts division.
11. All exhibits will stay after judging for fair display.

Junior Division: Ages 7-13

VA101: Drawing (Sketch)

VA102: Free Hand Painting

VA103: Painting Picture from Pattern

VA104: Painting Other (Example Barn Quilt, Portraits)

VA105: Ceramics – Preformed

VA106: Ceramics – Completely Handmade

VA107: Memory Art (Scrapbook or Frame)

VA108: 3-D Art Form (Sticks, Blocks, etc.)

VA109: Recycled

Majority of craft is made from recycled materials

VA110: Nature

Majority of craft is made from natural materials

VA111: Jewelry

VA112: Fabric

Make a tied blanket, pillows, etc. Constructed clothing should be entered under Sewing & Textile Design and judged prior to the fair.

VA113: Leather Craft

VA114: Legos

These Lego designs are creative and may be constructed from a kit but must show some original design.

VA115: Other

Item that does not fit in any of the above classes, such as wood burning

VA116: Graphic Design exhibit

Can be a logo or a self-portrait, a blog, advertisement, website, CD or DVD label, optical illusion, or a portfolio of your graphic designs, etc.

Senior Division: Ages 14 and up

VA 201: Drawing (Sketch)

VA202: Free Hand Painting

VA203: Painting Picture from Pattern

VA204: Painting Other (example Barn Quilt, Portraits)

VA205: Ceramics – Preformed

VA206: Ceramics – Completely Handmade

VA207: Memory Art (Scrapbook or Frame)

VA208: 3-D Art Form (Sticks, Blocks, etc.)

VA209: Recycled

Majority of craft is made from recycled materials

VA210: Nature

Majority of craft is made from natural materials

VA211: Jewelry

VA212: Fabric

Make a tied blanket, pillows, etc. Constructed clothing should be entered under Clothing and judged prior to fair.

VA213: Leather Craft

VA214: Legos

Classes continue on next page.

These Lego artistic designs may be constructed from a kit but need to show some original design.

VA215: Other

Item that does not fit in any of the above classes, such as wood burning

VA216: Graphic Design exhibit

| Can be a logo or a self-portrait, a blog, advertisement, website, CD or DVD label, optical illusion, or a portfolio of your graphic designs, etc.

Wildlife/Sportfishing

Superintendent: Jill Penry, Jarred Henry

Consultation Judging: Monday, July 27, 9:00-11:00 a.m.

Horticulture Building

Maximum entries: Four total per exhibitor, one per class

1. Exhibitors must comply with state and federal laws. It is illegal to possess threatened or endangered wildlife, or the feathers, nests, or eggs of non-game birds. Game birds and game animals taken legally during an open season may be used. The use of live wild animals in educational exhibits is prohibited.
2. Name, county or district, age and year in project should be in a prominent location on the exhibit.
3. Notebooks and Educational Displays will be judged on the following criteria and points:
 - a. Stopping Power – 15 points
(Is main idea specific? Is the idea presented clearly, simply, forcefully?)
 - b. Interest Holding Power – 15 points
(Does exhibit give the observer additional facts in a clear, concise, informative way?)
 - c. 4-H Project Application – 15 points
(Is the subject matter an effective showcase?)
 - d. Mechanical Power – 5 points
(Correct letter size, pleasing color combinations, appropriate symbols, and models)
 - e. Personal Growth – 25 points
(How much knowledge was gained by exhibitor? Was enthusiasm shown?)
 - f. Educational Value – 25 points
(Knowledge shared Note: credit all citations, website or other resources used in creating your exhibit)
4. Posters will be judged on the following criteria:
 - a. General appearance – 30 points
 - b. Information – 50 points
 - c. Organization – 20 points

5400: Notebook

| Contents pertain to some phase, results, story or information about the wildlife project

5401: Promotional Poster; no larger than 22" x 28"

| Must be related to something learned in the wildlife project.

5402: Educational Display

| It must be directly related to the wildlife project. Maximum tri-fold size 3' x 4'.

5403: Taxidermy/Tanning Exhibit

| Should include an attachment that shows the work in progress through photos with captions and/or detailed journaling of the process.

Woodworking

Superintendent: Mike Pangburn

Consultation Judging: Monday, July 27, 8:00-11:00 a.m.

Horticulture Building

Exhibits are displayed in the northeast end of the Main Fair Building. Exhibitors are responsible for transporting their own items to the final display location directly following consultation judging and may bring large items through the east sliding doors.

Maximum entries: Two articles per class

Required Exhibit Materials

- The entry card and required paperwork should be enclosed in a hole-punched resealable plastic bag with string tying or otherwise securing contents to the project. Tape is usually not adequate to accomplish this.
 - The plan from which the exhibit was constructed must be with the article exhibited. The plan may be a photocopy, the actual pattern, or a scale drawing. It must be complete and accurate to the extent that a duplicate article could be built using the plan as a guide. Please note: a set of step-by-step instructions is not a plan.
1. Projects with missing or insufficient plans will be lowered one ribbon placing.
 2. Projects made from pre-cut kits are allowed.
 3. The use of materials other than wood should be kept to a minimum.
 4. Projects that have unsecured glass, i.e., glass shelves, glass tops, etc. should not be brought to the fair. Glass that is secured in the project, i.e., the glass front of a gun case or cabinet, etc. is permissible since it cannot be easily removed.
 5. In judging woodwork articles, consideration will be given to the following: Workmanship, including accuracy to the plan; design, choice of wood, suitability, quality of finish, and usefulness.
 6. More than one item in the same class must show a different technique or skill.

4700: Article for farm or shop use

4701: Furniture for household or lawn use

4702: Other woodwork articles not included in above classes

| Examples: birdhouse, bird feeders, household equipment such as knife racks, bread boards, door stops, etc.)

WW120: Hand tool project*: no power tools battery or electric allowed

WW130: Any article made from a kit*

If boards are precut for you with instructions, this would be considered a kit.

Pinewood Derby

Project Leader: Sam Pence

PD101: Pinewood Derby - Junior Class (Ages 7-11)

PD102: Pinewood Derby – Senior Class (Ages 12-18)

Dimensions/Specifications

1. Overall length cannot be greater than 7"
2. Overall width (including accessories) cannot be greater than 2.75"
3. Overall bottom clearance can be no less than 3/8" (prevents dragging on lane guide)
4. Inside wheel width can be no less than 1.75" (prevents dragging on lane guide)
5. The weight of the vehicle cannot exceed 5 ounces

Rules for the Race

1. Only the wheels and axels provided in the kit may be used
2. No washers, bearings, bushings, or springs may be placed on axels
3. Nothing may be placed between the wheels and vehicle body
4. No lubricating oils (causes damage to track and other cars)
5. Powder graphite may be used on axels
6. Only gravity may power the vehicle
7. All body parts must be securely fastened
8. "Skins" will not qualify as paint jobs

4-H & FFA Livestock Rules & Regulations

1. All animals must comply with the rules listed under 4-H & FFA Livestock Rules & Regulations and Livestock Health Requirements.
2. Livestock exhibits are also subject to General Fair Rules & Regulations and the 4-H/FFA General Rules.
3. In the event of a conflict of General and Specific rules, the latter rule will govern. See grievance committee guidelines under the General 4-H & FFA Rules. Their decision is final.
4. Warning: Under Kansas law, there is no liability for an injury to or the death of a participant in domestic animal activities resulting from the inherent risk or domestic animal activities. You are assuming the risk of participating in this domestic animal activity, K.S.A. 60-4001 through 60-4004.
5. Any animal deemed dangerous by the superintendent, Extension staff, or Fair Board will be expelled from the fairgrounds by the division superintendent.

Livestock Entry Information & Policy

6. Sexually intact males are not eligible to be shown in the 4-H/FFA Beef, Dairy, Goat, Horse, Sheep, or Swine divisions.
7. Animals may not be shown in more than one class, by the same exhibitor. The exception is an animal shown in a class that evaluates the animal individually may also be used for showmanship and may be shown as part of a club flock/herd/pen (if possible). In the case of Horses, they may be ridden only once in a class. Rabbits may also be entered in Fur Classes per division guidelines.
8. Animals must have been entered and shown to be eligible for the premium auction and/or floor/base bid marketing.
9. Exhibitors shall not enter the show ring to practice with their animal(s) while another exhibitor is practicing with an animal of another species. Anyone not competing in the judging or showing of livestock exhibits should remain outside the show ring, away from the judge and show management.
10. Animals need to be tagged and weighed at a spring weigh-in or identified with approved district forms by the published identification deadline, to be eligible to show. Spring weigh-in determines the breed of that exhibit, for fair shows that utilize breed classes. The superintendent has the final say if the animal does not match the characteristics of that breed.
11. Any Dairy heifers/cows that possess beef breed genetics (commonly referred to as beef on dairy) may not be exhibited in the dairy class. All cattle who possess beef breed genetics are required to show in the beef breeding class as a crossbred.
12. All livestock must follow the Meadowlark District Livestock Ownership and Identification policy. Market livestock needs to be identified by an official

Kansas 4-H tag. In addition, goats and sheep must have a USDA Premise Identification tag (See Livestock Health Requirements).

13. Animals involved in a leasing program (horses and dairy heifers) need to have lease papers on file by designated times.
14. Any lost tags should be reported to the Extension office before the fair to make the arrangements for a replacement tag. Animals arriving at the fair without a tag may be disqualified at the discretion of the superintendents, Extension staff, and Fair Board.
15. The fair board reserves the right to limit the number of animals that may be exhibited per exhibitor if barn space is limited. The fair board's decision may be made after pre-entries are received.
16. An exhibit not presented promptly at the scheduled judging time will be ruled out and barred from competition in the class. No complaint or protest because the judge overlooked the exhibit will be considered.

Animal Health, Care, and Well-Being

17. All Meadowlark District 4-H and FFA livestock are subject to a health inspection before exhibiting at the county fair according to the State of Kansas Animal Health Requirements (see above) and local fair board requirements. These inspections may consist of current health papers completed by a licensed veterinarian or inspection by a licensed veterinarian or fair representative before unloading/weigh-in at the fair. Poultry Pullorum-Typhoid testing is mandatory every five years; it will resume at the Jefferson County Fair in 2028. Check your county pre-fair newsletters for the requirements for your specific county fair.
18. Exhibitors, their parents, leaders, and other adults have a serious responsibility to use animal health aids (drugs), growth promotants, and any other approved materials with great care, only when needed, under the direction of a licensed veterinarian and in correct amounts. Approved withdrawal times must be followed to ensure that customers receive wholesome food. Withdrawal times should be observed and followed. The giving of an oral or injected diuretic, growth promotant, or other medication not approved for any domestic animal constitutes an unethical practice. The show management reserves the right to have a blood, urine, and/or tissue laboratory analysis made on any animal entered into the competition. An exhibitor of an animal producing an analysis with an unacceptable level of diuretic or any unapproved or illegal medication will forfeit all prizes and premiums and may be barred from future competition.
19. Administration of drench by way of drench gun, pumping, or tubing is allowed in the pen area only and only if deemed necessary for the welfare of the animal, following ethical practices of animal care.
20. The use of tranquilizers, sedatives, cold rags, or products that tamper with an animal's appearance (such as ice) will not be allowed.

Youth for the Quality Care of Animals

21. Training will be required for any 4-H/FFA member who wishes to participate in the fair premium auction.
22. Ethical treatment of animals and sportsmanship are the responsibility of all exhibitors, parents, leaders, and all involved. All animals will be handled in a humane manner in accordance with accepted animal husbandry practices. Physical abuse, neglect or indifference to animal comfort & the welfare of any animal will not be tolerated and will be grounds for disqualification. Only soft muzzles will be allowed on sheep and goats in the pen or stall only.

Show Management Information

23. Each exhibitor must show his or her own animal without assistance, notwithstanding special circumstances. If the exhibitor has more than one entry in a class or in the Champion Drive, is unable to show due to sickness or injury, or has other superintendent approved reasons, another 4-H or FFA member from Meadowlark District may show the animal. Exhibitors must be present at the time animals are judged, or forfeit the award, unless their absence has been approved.
24. Awards are presented at the show, unless otherwise noted. Champion and Reserve Champion signs are given out at each of the respective shows with ribbons and awards by the specie superintendent.
25. Members must be enrolled in the project area to be eligible for showmanship classes. The member must show their own animal. In the case of special circumstances, the superintendents have the right to allow substitute animals, at their discretion.
26. The superintendent will have the discretion to break classes. Classes may be combined at the superintendent's discretion if there are not three animals per class.
27. Rate of Gain awards will be available for steers, sheep, and meat goats. Animals must have been weighed at an official Meadowlark District weighing date and, on the scale, used that date.
28. Feeding and watering are allowed in designated areas only. Specie superintendents will instruct youth on these locations.
29. The market livestock shows (market and breeding divisions of Beef, Meat Goat, Sheep, and Swine) will be a no-fit show, "Blow and Show." "No Fit" is defined as using no adhesive, glue, paint, or powder products. Nothing stiff or sticky, including hair spray. Must be able to run a comb through the hair. Any product used must be water-soluble (non-oil-based). If the product doesn't fit within these guidelines, then don't use it. The use of trimming hair and/or dyeing the animals' coat to change natural integrity is prohibited. Each exhibitor must care for and groom his or her own animal during the fair and may use only the assistance of an immediate family member (legal guardian, brother, or sister) or another 4-H or FFA member from the respective county fair who is also an exhibitor at this year's county fair. Forfeiture of premiums and exclusion from the premium sale

will result from infractions of this rule.

Barn Rules

30. 4-H or FFA members must provide suitable means of care for their animals at all times during the fair. This includes cleaning and care of the stalls/exhibit area. Stalls and pens must be cleaned at check-out time. Failure to do this task will result in the forfeiture of ribbon premium money. Livestock exhibitors must furnish their own feed and watering troughs and should provide their own bedding. Check with the specie superintendent for the approved bedding for the particular specie.
31. All livestock entries will be stalled by club/chapters. Pens and stalls will be assigned and marked prior to the fair. Livestock must be stalled where designated by the superintendent of that division. Tack space/areas will be designated by superintendents if available. Superintendents have the ability to re-assign stalls/pens as they deem appropriate.
32. Exhibitors of livestock are requested to decorate their quarters as tastefully as possible and must keep the part of the building occupied by them neat and attractive. Doorways and alleyways should be kept clean and free of unnecessary equipment.
33. No smoking in livestock barns.
34. All cattle are to be watered outside the barn.
35. No box fans in swine barn due to safety concerns.

Livestock Health Requirements

<https://agriculture.ks.gov/divisions-programs/division-of-animal-health>

36. All animals are subject to examination by the exhibition staff or their representatives and shall be free of clinical signs of infectious or contagious disease. Animals determined by exhibition staff to have not met the listed requirements will not be permitted to exhibit.
37. Veterinarians may be available to provide health inspection at check-in. Check your local county fair guide or call your local extension office to determine which options are available for your county fair. Veterinarians, or other exhibition staff, may reject any animal deemed by them for any reason (including, but not limited to, malnutrition, mismanagement, abuse, or disease), to be unfit for the exhibit. Animals not passing health inspections will not be permitted to unload.

Out-Of-State Livestock

Contact any Meadowlark Extension District for current health requirements. Kansas Animal Health Department guidelines will be followed.

Cattle

- All cattle must meet the general requirements. Cattle determined by exhibition staff to have lesions of ringworm, warts, or infested with mange will not be permitted to exhibit.

Goats

- In addition to the general requirements, all goats must be:
 - a. Identified with a registered tattoo or an official USDA premises ID

tag (Scrapie tag). Goats identified with registration tattoos must have legible tattoos and must have registration papers for these animals available for inspection.

- b. Free of any signs of sore mouth.
- c. Free of clinical signs of active fungal (ringworm) infection.

Horses

- All horses must meet the general requirements. A valid VS Form 10-11 showing evidence of a negative test for equine infectious anemia (Coggins) within 12 months prior to the exhibition is recommended but not required by KDAH.

Swine

- All swine originating in Kansas must meet the general requirements.

Sheep

- In addition to the general requirements, all sheep must be:
- Identified with an official USDA premises identification tag (Scrapie tag). Free of any signs of sore mouth. Free of signs of active fungal (ringworm) infection, including club lamb fungus.

Rabbits and Pigeons

- Rabbits or pigeons showing symptoms of infectious or contagious diseases or parasites may be rejected.

Poultry

- All poultry must meet the general requirements.
- Kansas continues its designation as a Pullorum-Typhoid (P-T) Clean state.
- All Poultry (except Waterfowl) are required to show proof of being (P-T) clean by one of the following:
- Originate from a certified U.S. Pullorum-Typhoid clean flock.
- Test Negative on a P-T test within 90 days of exhibition.
- This test is required every five years; Jefferson County will test in 2028.
- All poultry must be free of all external parasites. Birds with parasite infections may be refused for exhibit. Consult your local veterinarian or the Meadowlark Extension Office for information on the appropriate prevention and treatment of external parasites in poultry prior to exhibit.

Rabbits

- All rabbits must meet the general requirements.
- Rabbits should not be exhibited if showing symptoms of illness, particularly related to RHDV2. Rabbits should not have been co-mingled with other rabbits outside of the herd/colony, or have traveled out of state, within the past 30 days.
- Rabbits showing symptoms of infections or contagious or parasites may be rejected.
- Stall cards will be distributed at fair weigh-ins by the project superintendent or committee members. They will not be available in the Fair Office. All stall cards should be filled out completely by the exhibitor and stapled above the pens on the day of the weigh-in for superintendent information.

Beef

Superintendents: Randy & Toni Reeves

Steer Check/Weigh-in/Ultrasound: Tuesday, July 28

10:00-10:30 a.m. – Heifer check-in at Scale House, animal not required

10:30-11:30 a.m. – Beef steer weigh-in & ultrasound at Scale House

Sale order numbers drawn at weigh-in

Show: Wednesday, July 29, 8:30 a.m.

Show Arena

Show Schedule: Steer Classes – Showmanship – Heifer Classes – Cow/Calf Pair

1. Horns must be removed or tipped.
2. Sire determines the breed of the steer as established at Spring weigh-in event. If less than three were weighed by sire, those steers would be shown in All Other Breeds (AOB) Class.
3. A Grand and Reserve Champion are selected from the Steer classes and the Heifer classes.
4. Show follows “no-fit”/ “Blow and Show” rules.

Beef Steer

BF202: Simmental

BF203: Crossbred

BF204: All Other Breeds (AOB)

BF205: Angus

BF209: Shorthorn

BF213: Hereford

BF222: Returning Bucket Calf

This class is for the return of last year's bucket calf project

BF223: Club Group of 3 Steers – Pen of three will be comprised of 3 showmen and steers with a herdsman. Only the herdsman will be allowed to have a show stick. *Do not need to pre-enter on Fair Entry. Clubs may have more than one entry.*

Beef Showmanship

BF220: Beef Showmanship (Ages 7-9)

BF221: Beef Showmanship (Ages 10-13)

BF222: Beef Showmanship (Ages 14 and up)

Beef Heifers

- Classes will be broken by breed and age.
- Cows – any animal that has calved regardless of age
- Cow/Calf and first Heifer/Calf to be brought on the day of show only.
- Additional breed classes will be created if needed.
- May enter a maximum of two breeding animals, plus one Cow/Calf pair and one first year Heifer/Calf pair.

Classes continue on the next page.

- All crosses are to be shown in the Crossbred class.

Class BF216 – First Heifer/Calf Pair (day of show).

Must have calf by side. Must have been shown at previous year's fair.

BF214: Heifer

BF215: Beef Cow/Calf (just day of show)

BF216: First Heifer/Calf Pair

BF222: Returning Bucket Calf

This class is for the return of last year's bucket calf project

Bucket Calf

Superintendent: Morgan Gleason, Brian Bolinger, Dianna Welsh

Maximum entries: One entry per exhibitor

Consultation

Judging: Saturday, July 25, 8:00 a.m.-finish

Delaware Township Hall

There will be sign-up times for Consultation Judging sent by email from the superintendent.

1. Judging will be on the basis of knowledge 4-H member has gained from caring for and raising the bucket calf. No need to bring bucket calf.
2. You need to know your bucket calf ear tag number. Tag should be in left ear.
3. Bull calves do not have to be castrated.
4. Champion/Reserve Champion will be awarded for each age group.

BC224: Consultation Judging (Ages 7-9)

BC225: Consultation Judging (Ages 10-12)

Fair

Arrival: Anytime Monday, July 27

Bucket Calf Barn

Exhibitors receive a stall card from the superintendent.

Weigh-in: 12:00 p.m. Tuesday, July 28

Scale House

Show: Tuesday, July 28, 1:30 p.m.

Show Arena

5. Judging (50 points possible) evaluates:
6. Basis of handling and showing calf
7. How the calf responds
8. Cleanliness and general health of the calf
9. Answers given to the judge when asked about the project

10. Calves not tagged by June 1 may participate in the show and Bucket Calf parade, but no ribbons or premiums will be awarded for showmanship. The 4-H member may participate in consultation judging.
11. Calves must be born after January 1 and before May 31 of the current year.
12. No formal fitting. Just wash and comb. No show sticks allowed.
13. Classes will be broken by member age. Calves may be any gender.
14. Champion and Reserve Champion showmen are to be awarded in each age group.

BC222: Showing (Ages 7-9)

BC223: Showing (Ages 10-12)

Bucket Calf Parade

Parade: Wednesday, July 29, 8:00 p.m.

Show Arena

- The superintendent will post a parade order in the barn prior to the event.
- Watch for the Group Me message with the exact start time for the parade.

Special Awards

Spirit of the Barn: Awarded to a member who is vigilant in the bucket calf barn to ensure the well-being of all calves and who assists other project members as needed.

First Year Enthusiasm Award: Presented to a member who embodies the 4-H spirit and makes the most of his or her first year in the Bucket Calf project.

Dairy Cattle

Superintendents: Arlene Bolinger and Chris Adams

Show: Thursday, July 30, 9:30 a.m.

1. Producing Dairy Cows may be brought for show only.
2. Classes will be broken into heifer calves, heifers and cows by breed and ages:
3. Heifer Calves – born after Aug. 1, 2025
4. Heifers – born before Aug. 1, 2025
5. Cows – any animal that has calved regardless of age
6. Class breed champions and reserve champions will be selected from all age divisions. Those class champions will be eligible for a Grand Drive. The Overall Champion and Reserve Champion Dairy Female will be selected from each breed champion.

Dairy Showmanship

DA230: Dairy Showmanship (Ages 14 and up)

DA231: Dairy Showmanship (Ages 10-13)

DA232: Dairy Showmanship (Ages 7-9)

Dairy Classes

DA233: Heifer

Dairy Goats

Superintendent: Arlene Bolinger and Lewis Bolinger

Show: Thursday, July 30, 9:00 a.m.

1. All goats must be identified with a registered tattoo with registration papers or an official USDA scrapie premises ID tag. Kids under eight weeks of age, accompanying their dams, are exempt from tagging requirements. Animals will not be allowed to exhibit without a valid tag or registered tattoo.

Dairy Goat Showmanship

GD236: Dairy Showmanship (Ages 14 and up)

GD237: Dairy Showmanship (Ages 10-13)

GD238: Dairy Showmanship (Ages 7-9)

Dairy Goat Classes

GD239: Dairy Goat (0-12 months)

GD240: Dairy Goat (1 yr. and not over 3 years)

GD241: Dairy Goat (3 years and not over 5 years)

GD242: Dairy Goat (5 years and up)

A Champion and Reserve Champion will be selected from dairy goat classes.

Horse

Superintendents: Joann Westbrook and Georgia Hollis

Check-in: Saturday, July 11, 8:00 a.m.-10:00 a.m.

Show: Saturday, July 11, 9:00 a.m.

Horse Arena

1. Refer to the Kansas 4-H Horse Show Rule Book for additional guidelines.
2. Horse I.D. Papers are required to be shown at the county show beginning in 2024. These papers are due to the Extension office by June 1 annually.
3. All horses must have documentation of a negative Coggins test within the past year to exhibit. This is a state rule and non-negotiable.
4. If you are a Horseless Horse member, you may choose to participate in the fair by assisting at the show or showing in the Horseless Horse classes.
5. Exhibitors may wear any county 4-H T-shirt with sleeves instead of a long-sleeved shirt if not wearing required show clothes in racing events only.
6. Champion in showmanship at halter classes in each age division (except HO258) will be eligible for the Livestock Round Robin showmanship competition at 10:30 a.m. on Thursday of the fair in the Show Arena. 4-H member must show the same horse that qualified at the county show. If a purple, champion ribbon is not awarded, then a horse showman will not be represented in the Round Robin event.
7. High-point horse awards will be given in each age division.
8. Jefferson County 4-H Horse Show High Point Rules (Adapted Date: December 2023)
 - a. Four Categories of high points will be awarded in each age division (Senior/Intermediate/Junior)
 - b. All-Around Champion: Showmanship at Halter, Western Pleasure, Western Horsemanship, Working Horse, Judged Trail, Catalog Race, Pole Bending, Flag Race, Barrel Race, Lead Back Race (if a rider is only competing in English Pleasure and English Horsemanship it can be used in place of Western Pleasure and Horsemanship)
 - c. Reserve All-Around Champion: Showmanship at Halter, Western Pleasure, Western Horsemanship, Working Horse, Judged Trail, Catalog Race, Pole Bending, Flag Race, Barrel Race, Lead Back Race (if a rider is only competing in English Pleasure and English Horsemanship it can be used in place of Western Pleasure and Horsemanship)
 - d. All-Around Judged Events Only – Champion: Showmanship at Halter, Western Pleasure, Western Horsemanship, Working Horse, Judged Trail
 - e. All-Around Times Events Only – Champion: Catalog Race, Pole Bending, Flag Race, Barrel Race, Lead Back Race
 - f. Points will be based on ribbon placings of one horse/one rider

combination

- g. Ties will be broken by the highest number of purple ribbons awarded. If no purple ribbons are awarded, the number of blue ribbons will be used for tiebreakers.
- h. The point scale below is used:
Champion & Top Purple: 5 points
Purple: 4 points
Blue: 3 points
Red: 2 points
White: 1 point

HO250: Stock Halter Mare

HO251: Stock Halter Gelding

HO252: Pony Halter, 56" & under

HO253: Non-Stock Type Halter

HO254: Halter Horse

HO255: Showmanship at Halter (Ages 14 and up)

HO256: Showmanship at Halter (Ages 10-13)

HO257: Showmanship at Halter (Ages 7-9)

HO258: Showmanship Horseless Horse

HO259: Egg-and-Spoon (All 4-H members inclusive)

HO260: English Pleasure (All ages)

HO261: English Equitation (All ages)

HO262: Western Pleasure (14 and over)

HO263: Western Pleasure (Ages 10-13)

HO264: Western Pleasure (Ages 7-9 Walk-Trot)

HO265: Western Pleasure for Ponies (56" and under)

HO266: Western Horsemanship (Ages 14 and over)

HO267: Western Horsemanship (Ages 10-13)

HO268: Western Horsemanship (Ages 7-9)

HO269: Western Horsemanship Horseless Horse (Walk-Trot only)

HO270: Working Horse (Ages 14 and over)

HO271: Working Horse (Ages 10-13)

HO272: Working Horse (Ages 7-9)

HO273: Judged Trail (Ages 14 and over)

HO274: Judged Trail (Ages 10-13)

HO275: Judged Trail (Ages 7-9)

HO276: Catalog Race (Ages 14 and over)

HO277: Catalog Race (Ages 10-13)

HO278: Catalog Race (Ages 7-9)

HO279: Pole Bending (14 and over)

HO280: Pole Bending (Ages 10-13)

- HO281:** Pole Bending (Ages 7-9)
- HO282:** Flag Race (Ages 14 and over)
- HO283:** Flag Race (Ages 10-13)
- HO284:** Flag Race (Ages 7-9)
- HO285:** Barrel Race (14 and over)
- HO286:** Barrel Race (Ages 10-13)
- HO287:** Barrel Race (Ages 7-9)
- HO288:** Lead Back Race (Ages 14 and over)
- HO289:** Lead Back Race (Ages 10-13)
- HO290:** Lead Back Race (Ages 7-9)
- HO291:** Dummy Roping (Ages 14 and over)
- HO292:** Dummy Roping (Ages 10-13)
- HO293:** Dummy Roping (Ages 7-9)

Meat Goats

Superintendents: Ryan Tucker

Weigh-in: Monday, July 27, 9:00 a.m.-10:30 a.m.

All meat goats are to be entered at this time. Market goats are weighed.

Show: Tuesday, July 28, directly following 5:00 pm. Sheep show

Sale order numbers drawn at the end of the show

Maximum entries: Two market goats and two breeding goats per exhibitor.

1. All male goats must be wethers.
2. All goats must be identified with a registered tattoo with registration papers or an official USDA scrapie premises ID tag. Kids under eight weeks of age, accompanying their dams, are exempt from tagging.
3. Must have three in a class for show.
4. Goats can be braced. Animals must be shown with a chain or collar used only to control the animal.

Meat Goat Showmanship

GM243: Goat Showmanship (Ages 14 and up)

GM244: Goat Showmanship (Ages 10-13)

GM245: Goat Showmanship (Ages 7-9)

Meat Goat Classes

GM246: Market Meat Goat (classes divided by weight)

GM247: Breeding Does (0-6 months)

GM248: Breeding Does (7-12 months)

GM249: Breeding Does (13-24 months)

GM250: Breeding Does (25 months and older)

A Champion and Reserve Champion will be selected from meat and breeding goat classes.

Poultry

Superintendent: Katie Rhodelander

Check-in: Monday, July 27, 7:00 p.m.-8:00 p.m. ONLY

Show: Tuesday, July 28, 9:00 a.m.

Showmanship: Follows show (approximately 1:00 p.m.)

Horticulture Building

Maximum entries: Four per exhibitor

1. At check-in, pens should be marked with names – exhibitors should not move from designated locations. Exhibits may be tested by a veterinarian at this time.
2. All judging will be done comparing the birds to “The Standard of Perfection” with the exception of Pen of 3 Classes (PO372-PO373).
3. Poultry Meat Pen Sale weights are a minimum 3 lb. each.
4. Meat Pen of 3: Should be meat-type birds only, i.e. Cornish-Cross
5. Please inform the superintendent if you will be selling your meat birds. Failure to do so results in birds not being entered into the sale.
6. Showmanship takes place at the conclusion of the show. Members absent at this time are ineligible to compete. Exhibitors with a conflicting show schedule should let the superintendent know in advance to make alternate arrangements.
7. If selling your Meat Pen of 3 at the Livestock Sale, you must provide your own cage for the sale.
8. Care, watering, and feeding of your own birds is required daily, sometimes multiple times a day.
9. All poultry awards are given out after Showmanship.
10. Young Birds are under 1 year of age. Old Birds are over 1 year of age.

PO373: Meat Pen of 3

Standard breed, crossbreed, or strain cross to be judged on meat production

3201: Standard Breeds; Large Fowl; One YOUNG bird of either sex

3202: Standard Breeds; Large Fowl; One OLD bird of either sex

3203: Standard Breeds; Bantams; One YOUNG bird of either sex

3204: Standard Breeds; Bantams; One OLD bird of either sex

3205: Production – Pen of 3

Standard breed, crossbred, or strain cross to be judged on egg production qualities.

3210: Ducks, Call or Bantam; all breeds; one YOUNG bird of either sex

3201B: Ducks, Call or Bantam; all breeds; one OLD bird of either sex

3211: Ducks, all breeds; one YOUNG bird of either sex

3211B: Ducks, all breeds; one OLD bird of either sex

3112: Geese, all breeds; one bird of either sex

PO376: Other (Quail, Guinea, Turkey, Pigeon, etc.)

PO390: Showmanship (Ages 14 and up)

PO391: Showmanship (Ages 10-13)

PO392: Showmanship (Ages 7-9)

Grand Champion and Reserve Champion overall will be selected.

Awards will be given to top three in classes PO390-PO392.

Champion and Reserve Champion in classes PO373, PO376, 3201-3212

Rabbits

Superintendent: Casey Weishaar

Check-in: Monday, July 27, 4:00-8:00 p.m.

Show: Wednesday, July 29, 8:00 a.m.

Horticulture Building

Maximum entries: Six per exhibitor. In classes RA400 & RA401, only one entry per class, variety, or breed may be shown. (i.e. exhibitor may show one Jr. New Zealand White Doe, one Jr. New Zealand Red Doe, and one Jr. New Zealand Black Doe.

1. During check-in, cages should be labeled with names. Do not move name tags on cages. If the superintendent is unavailable, you may go ahead and place animals in cages.
2. Any rabbits showing signs of disease should not be brought and will be sent home if they arrive at fairgrounds.
3. You need to provide your own water and feed bowls in your transport cages. Make sure to have fresh water and feed throughout the fair.
4. Entry tags must be complete with class number and breed for each exhibit.
5. Each rabbit is to be legibly and permanently tattooed in its LEFT ear for identification. Those not tattooed cannot be shown.
6. Rabbits will be divided into classes by age and judged according to their breed standard as listed in the ARBA "Standard of Perfection."
7. Rabbits receiving a blue or purple ribbon award are eligible for State Fair entry.
8. Meat rabbits must have a minimum weight of 3.5 lbs. and maximum weight of 5.5 lbs. to sell in auction.

Pre-Junior: (under 3 months)

Classes only available in the following breeds: Beveren, Blanc de Hotot, Californian, Champagne D'Argent, Checkered Giant, American Chinchilla, Giant Chinchilla, Cinnamon, Crème D'Argent, Flemish Giant, New Zealand, Palomino

Juniors: (under 6 months)

Intermediate: 6-8 months)

Classes only available in the following breeds: American, Giant Angora, Beveren, Blanc de Hotot, Californian, Champagne D'Argent, Checkered Giant, American Chinchilla, Giant Chinchilla, Cinnamon, Crème D'Argent, Flemish Giant, English Lop, French Lop, New Zealand, Palomino, Satin and Silver Fox

Senior: (6 months and over)

For breeds other than those listed as having intermediate classes, eight months of age or over for breeds having intermediate classes.

RA400: Does

RA401: Bucks

RA402: Meat Class (see Rule #6 for details)

Judged on meat qualities, condition and uniformity

Fur Classes

Fur entries must be from rabbits entered in regular breed classes RA400 and RA401

RA403: Normal White Fur

RA404: White Satin Fur

RA405: White Rex Fur

RA406: White Wool

RA407: Normal Colored Fur

RA408: Colored Satin Fur

RA409: Colored Rex Fur

RA410: Colored Wool Fur

Rabbit Showmanship

RA411: Rabbit Showmanship (Ages 7-9)

RA412: Rabbit Showmanship (Ages 10-13)

RA413: Rabbit Showmanship (Ages 14 and up)

Rabbits used for showmanship must be shown in regular classes RA400 and RA401.

Champion and Reserve Champion will be selected from breed champions.

Round Robin Showmanship

Superintendent: Ryan Tucker

Check-in: Completed entry card due to superintendent by 8:00 a.m. Thursday, July 30

Completed entry cards for Dairy must be submitted immediately following that show.

Show: Thursday, July 30, 10:30 a.m. or immediately following Dairy show
Show Arena

1. The champion showman in Beef, Dairy, Meat Goat, Dairy Goat, Swine, Sheep, and Horse compete together to determine a champion and reserve champion of all livestock.
2. Members must bring same animal as shown in showmanship class to the arena except swine. Additional hogs may be selected for showing.

LS315: Champion Livestock Showman Overall (Ages 14 and up)

LS316: Champion Livestock Showman Overall (Ages 10-13)

LS317: Champion Livestock Showman Overall (Ages 7-9)

Awards are presented at the show.

Small Animal Round Robin

Superintendent: Katie Rhodelander

Check-in: Completed entry cards are due to the superintendent by 8:00 a.m. Thursday, July 30

Show: Thursday, July 30, 12:00 p.m.

Show Arena

1. The champion showmen in Poultry and Rabbit compete together to select a champion and reserve champion of small animal livestock.
2. Completed showmanship entry cards must be turned into the superintendent immediately following each species' show.
3. Place species you will be showing on entry card.
4. Members must bring same animal as they showed in showmanship class.
5. The written portion of the showmanship is to be completed on Wednesday.

LSSA315: Champion Livestock Showman Overall (Ages 14 and up)

LSSA316: Champion Livestock Showman Overall (Ages 10-13)

LSSA317: Champion Livestock Showman Overall (Ages 7-9)

Sheep

Superintendent: Ryan Tucker

Maximum entries: two breeding animals and two market animals per exhibitor

Weigh-in: Monday, July 27, 9:00 a.m.-10:30 a.m. at Scale House

Show: Tuesday, July 28 at 5:00 p.m.

Show Arena

Sale order numbers drawn at the end of the show

1. No tattoos are required on sheep for the fair.
2. All male lambs must be wethers.
3. All sheep must be identified with an official USDA scrapie premises ID tag, including wethers. Lambs under 8 weeks of age, accompanying their dams, are exempt from tagging requirements. Animals will not be allowed to exhibit without a valid tag.
4. A grand & reserve champion will be selected in the market and ewe classes.

Sheep Showmanship

SH300: Sheep Showmanship (Ages 14 and over)

SH301: Sheep Showmanship (Ages 10-13)

SH302: Sheep Showmanship (Ages 7-9)

Sheep Classes

SH303: Market Lambs (classes divided by weight)

SH304: Breeding ewe lambs (less than 1 year)

SH305: Yearling ewes (1 year old)

SH306: Aged ewes (2 years and over)

Swine

Superintendent: Payke Brown

Weigh-in: Monday, July 27, 7:30 a.m.-9:00 a.m. at Scale House

Sale order numbers drawn at weigh-in

Show: Monday, July 27, 6:00 p.m.

Show Arena

Maximum entries: Two market hogs and one breeding gilt per exhibitor

1. Pseudorabies testing is not required.
2. Hogs must have been identified and tagged with official EID by May 1.
3. Hogs must be owned at least 80 days prior to the fair.
4. Hogs will be weighed as they arrive at the fairgrounds. 4-H members need to inform superintendents at that time where pigs should be sent regarding the sale.
5. Due to having no Spring weigh-in, the rate of gain will not be included in the overall swine award.
6. Breeds will be declared at the weigh-in. Families will declare breed. A classifier will approve or deny breed declarations. If denied, the animal will be put into the respective crossbred class.
7. There must be a minimum of three animals per breed to designate a class. Otherwise, they will be entered into an AOB class.
8. Swine can be shown in only one class, other than showmanship.
9. Market hogs will be shown by breed and weight
10. Breeding gilts will be shown by weight.

SW309: Breeding Gilt

Heats available in the following breeds: Berkshire, Chester, Duroc, Hampshire, Hereford, Landrace, Poland China, Spot, Yorkshire, Light Cross, Dark Cross

SW310: Market Hog

Heats available in the following breeds: Berkshire, Chester, Duroc, Hampshire, Hereford, Landrace, Poland China, Spot, Yorkshire, Light Cross, Dark Cross

Swine Showmanship

SW312: Swine Showmanship (Ages 14 and over)

SW313: Swine Showmanship (Ages 10-13)

SW314: Swine Showmanship (Ages 7-9)

Individual Herdsmanship

11. To encourage sportsmanship, neat and attractive exhibits, courtesy and spirit of helpfulness in the barn, awards may be given to the outstanding swine herdsman in each age division.
12. Herdsmanship is the total responsibility of the exhibitor. Exhibitors are expected to feed, water and care for their own animals and keep their stall orderly, neat and clean. Code of conduct is highly emphasized, i.e.

Fair play, respect, and courtesy to other 4-H members, regardless of the competition outcome.

13. Inspections will be made periodically while the swine are at the fair. Awards are to be presented prior to the Market Sale.

14. The following criteria are used in judging for the Swine Herdsman Award:

- a. Sportsmanship
- b. Helping fellow 4-H members
- c. Cleanliness of pens and animals
- d. Courtesy to the judge, spectators and 4-H members
- e. Regularity of feeding and watering
- f. Respect and care for facilities

Club Herdsmanship

1. Open to all clubs who have members showing livestock at the fair.
2. Clubs are judged Monday to Thursday of the fair. Herdsmanship inspection will be unannounced and unscheduled. Inspection during the showing of livestock is avoided when possible.
3. The contest is designed to encourage clubs to keep their livestock display at the fair in a neat, presentable order. All members should share equality in the cleaning and care of their exhibits. Adult supervision and assistance are allowed when necessary.

Evaluation Categories

Exhibit Area

- Animals' beds, stalls, and pens should be clean and manure free.
- Manure is removed as needed, and hauled to designated areas.
- Wheelbarrows should not be over-flowing and should be relatively clean and tidy.
- Feed pans should not be in pens except for poultry and rabbits.
- Watering pans kept clean and fresh water provided daily.

Animal Well-being

- Animals should be comfortable and healthy in appearance.
- Animals should be properly tied, haltered and/or penned to ensure safety and comfort of the animal.
- Animals are secured in stalls or pens when not being shown, exercised, washed or fed.
- Animals should be clean and free of manure.
- Efforts should be made to keep animals cool and comfortable at all times keeping heat stress minimized as much as possible.

Welcoming to the Public

- Exhibit area should be welcoming and inviting to the public.
- Aisles should be as open as possible to allow visitors to pass through.
- Aisles should be clean and free of manure, straw/bedding, debris, etc.
- Tack area should be clean and tidy.
- Placings labeled and or ribbons should be on display.

Promotion of positive 4-H image

- 4-H emblem is prominently displayed on the exhibit/display.
- Club identification should be easily visible.
- Any educational display related to species should be neat, tidy and signage should be easy to read.
- 4-H members should interact with the public, be alert and responsive to their questions.
- 4-H members exhibit positive youth development skills such as cooperation, responsibility, initiative, leadership and a positive attitude in their work and interactions with the public.

Livestock Premium Sale

Superintendent: Sarah Hollis

Sale: Thursday, July 30, 6:00 p.m.

Show Arena

Sale Order: Poultry, Rabbit, Swine, Sheep, Beef, Goats

Sale Committee: Sarah Hollis, Payke Brown, Deanna Gier, Randy and Toni Reeves, Katie Rhodelander, Ryan Tucker, Casey Weishaar

General Sale Rules

1. Bidding will be done on a premium basis only. A bid of \$100 means you are willing to pay \$100 as a premium to the 4-H member. If you want to keep the animal to send to a slaughter facility, you will pay the premium in addition to the floor price (price per hundred x weight).
2. Each member may sell only one animal through the sale ring.
3. Each seller is responsible for the correctness of the ear tag number, floor price, and weight.
4. The Champion and Reserve Champion are sold first. All other animals will be sold in the order drawn. The sale order does not reflect the show placing except in the case of Champions.
5. All animals have been weighed, and the weight indicated are sale weights. Scales are certified yearly.
6. All purchasers will be asked immediately after purchasing an animal whether they wish to keep the animal for slaughter at one of the processors listed below or turn it back (ship the animal). If you choose to turn the animal back, this decision is final. Once the animal leaves the sale ring, the decision is final, and the destination cannot be changed.
7. If you elect to purchase a shipped animal, raise your bidder number to notify the auctioneer immediately following the ship declaration.
8. Payment of floor price needs to be paid prior to leaving fairgrounds.
9. All animals entering the ring must be sold and cannot be shown at another fair or show. The sale is terminal; all animals sold will be slaughtered. Sale superintendents must be informed where the animal will be slaughtered. Reminder – the premium buyer has the first chance at purchasing the animal to process.
10. Purchases by multiple buyers must be divided evenly. NO exceptions.
NOTE: Limit of 5 buyers per animal. More buyers are allowed if you have a group card. For group card purchases, the individual who registered the card must pay in full the sale evening.

Grievances

The committee will hear seller grievances at an appropriate time. Grievances should be submitted in writing to the Livestock Sale Committee within three business days of the livestock sale. After review, the Livestock Committee's decision is final.

Minimum Sale Weights

Weight restrictions to sell in the ring are:

- Steer – 1200 pounds minimum
- Swine – 225-315 pounds
- Lambs – 95 pounds minimum
- Meat Goats – 50 pounds minimum
- Rabbits – 3.5-5.5 pounds
- Poultry– 4.0 pounds minimum

Large and small animal scales are certified yearly.

Meat Processors

Bowser Meat Processing – 513 Palmberg, Meriden – 785-484-2454

Farview Farms Meat Company – 6325 NW Topeka Blvd, Topeka – 785-246-1154

Winchester Meat Processing – 203 Winchester St., Winchester – 913-774-2860

Holton Meat Processing – 701 Arizona, Holton, KS – (785) 364-2331

Buyers may choose and transport to other facilities

Bathroom Clean-Up Schedule

Each club is responsible for cleaning a designated bathroom per the rotating schedule. It is recommended that the bathrooms be checked and cleaned every hour and restocked as needed. This includes any porta-potties. Clubs are responsible for assigning individual volunteers for this task.

- Wear disposable gloves and follow cleaning guidelines.
- Sweep, mop/hose down restrooms completely and disinfect each shift
- Replace towels and tissue in bathrooms-keys near door/in cabinet north room
- Empty trash cans and replace liners
- Scrub out sinks and stools
- Supplies are in the storage room at the south end of Main Fair Building and under the sink in women's bathroom. Restock North Livestock Bathrooms from this supply closet.

2026 Schedule

North Livestock Bathrooms & northern stationed porta-potties

July 11 Horse Club
July 27 Winchester
July 28 Fairview
July 29 Valley Victors
July 30 Prosperity

Main Fair Building & southern stationed porta-potties

July 18 Happy Trackers Dog Club
July 27 Mooney Creek
July 28 Clover Power
July 29 Grantville
July 30 Jolly Juniors

Concession Stand

Committee: Sarah Hollis, Hadley Houk, Chris Rhodelander, Heather Roenne, Samantha Correll, Brittany Boyce, Rose Miller, James Miller, Matt Hollis, Chris Adams, Kenny Erhart, Andy Dinger, Brian Adams, Derek Gigstad, Laura Gigstad, Ash Westbrook, Joann Westbrook, Jason Nellis, Jesse Noll, Steve Scott, Russ Brown, Catherine Leitner, Emily McKean, Stephanie Steinlicht, Jayden Herrman, and Hadley Houk.

2026 Work Schedule

Clubs are responsible for gathering volunteers to represent the club at each assigned shift. Members must sign in using the posted sheet and follow proper sanitation practices prior to beginning shift. Members should then sign out upon exiting. Plan to arrive 15 minutes prior to scheduled shift.

Day	Shift	Time	Club
Monday	Breakfast	7:30-10:30 a.m.	Prosperity
	Lunch	10:45 a.m.-2 p.m.	Fairview
	Afternoon	2-5 p.m.	Jolly Juniors
	Dinner	5-9 p.m.	Clover Power
	Dinner	5-9 p.m.	Valley Victors
	Clean up	9:00 p.m.	Winchester
Tuesday	Breakfast	7:30-10:30 a.m.	Billtown Go-Getters
	Lunch	10:45 a.m.-2 p.m.	Winchester
	Afternoon	2-5 p.m.	Mooney Creek
	Dinner	5-9 p.m.	Grantville Circle-G
	Dinner	5-9 p.m.	Jolly Juniors
	Clean up	9:00 p.m.	Valley Victors
Wednesday	Breakfast	7:30-10:30 a.m.	Clover Power
	Lunch	10:45 a.m.-2 p.m.	Fairview
	Afternoon	2-5 p.m.	Grantville Circle-G
	Dinner	5-9 p.m.	Billtown Go-Getters
	Dinner	5-9 p.m.	Mooney Creek
	Clean up	9 p.m.	Prosperity
Thursday	Breakfast	7:30-10:30 a.m.	Valley Victors
	Lunch	10:45 a.m.-2 p.m.	Billtown Go-Getters
	Afternoon	2-5 p.m.	Prosperity
	Dinner	5-9 p.m.	Fairview
	Dinner	5-9 p.m.	Winchester
	Clean up	9 p.m.	Jolly Juniors

Commissioners, Boards, Staff

County Commissioners

Doug Walbridge

(Oskaloosa, East Fairview, Union, Rural & Sarcoxie Precincts)

David Christy

(Rock Creek, West Fairview, Kaw & Kentucky Precincts)

Richard Malm

(Delaware, Norton, Ozawkie & Jefferson Precincts)

Fair Board

Paul Haverkamp, Treasurer

Jason Klenklen

Randy Reeves, Vice President

Jason Roenne, President

Brad Vaughan

Tom Welsh

Ben Winsor

K-State Research and Extension Staff

District Director David Key

District Extension Agent Cindy Williams

District Extension Agent David Hallauer

District Extension Agent Ross Mosteller

District Extension Agent Teresa Hatfield

District Extension Agent Laura Phillips

District 4-H Agent (NM) Abigail Burger

District 4-H Agent (JA) Megan Vrbka

District 4-H Agent (JF) Ashtyn Humphreys

4-H Program Assistant (JF) Amanda Manville

Office Professional Michelle Pentlin

Jefferson County 4-H Foundation

Justin Sales

Audrey Trowbridge

Heather Roenne

Debbie Schmitz

Emily Winsor

2025-2026 Ambassadors

Lizzie Henry

Jayden Herrman

Aurora Hoffman

Hadley Houk

June Klenk

Braxdon Penry

Zane Penry

Brayden Winsor

Booster Club

Deanna Gier

Jill Penry

Amy Kramer

Morgan Gleason

Toni Reeves

Denise Herrman

Fair Committees

Project Committees

Aerospace/Rocketry: Terry Robbins

Ag Mechanics and Welding: Mike Pangburn

Agronomy: Andy Winsor, LaVell and Brayden Winsor

Astronomy: Terry Robbins

Beef: Toni, Randy, Danielle, and Makena Reeves; Lucas, Andrea, Ella, and Lane Coppinger; Deanna, Tyrel, and Katlyn Gier; Jill and Braxdon Penry; Gary and Wyatt Silvers; Greg, Dayna, Haley, Brady Nellis; Ashley Westbrook; Ciera Steinlicht

Bucket Calf: Morgan Gleason; Brian Bolinger; Dianna Welsh; Jill Penry, Kyelan and Rhett Frost; Levi, Kelcie, and Presley Darveaux; Lexie and Emma Welsh

Building Block Engineering: Mike Pangburn

Clothing: Catherine Leitner; Thomas Leitner; Jill, Braxdon, and Zane Penry; Kyelan and Rhett Frost; Crystal and Aurora Hoffman

Cloverbuds: Jana Winter

Club Exhibits: Amy Kramer; Durand Family

Computer Science: Terry Robbins

Dairy Cattle: Chris Adams; Arlene Bolinger

Dairy Goats: Lewis Bolinger; Alyssa and Felicity Covell

Dog: Cindy Williams; Jenna Petesch; Alyssa, Scott, Turner, Felicity, and Evalee Covell;

Electric and Renewable Energy: Mike Pangburn

Entomology:

Fiber Arts: Cindy Malone

Foods and Nutrition: Crystal Hoffman; Erin Olson; Denise Herrman; Carol Kahler; Stacey Klenklen; LaVell Winsor; Aurora and Ian Hoffman

Forestry: Chris Hoffman

Geology & Lapidary:

Horse: Joann Westbrook; Georgia Hollis; Jill, Braxdon, and Zane Penry; Kyelan and Rhett Frost; Dianna, Lexie, and Emma Welsh; Toni, Danielle, and Makena Reeves

Horticulture and Landscape Design: Chris Hoffman; Ian Hoffman

Interior Design and Architecture: Dianna Welsh

Meat Goat: Ryan Tucker; Deanna Gier; Sandra and Sierra Tucker; Tyrel and Katlyn Gier; Dianna, Lexie, Tommy, Emma, and Anthony Welsh; Levi, Kelcie, and Presley Darveaux

Notebooks, Posters and Educational Exhibits: Taegan Winter

Performing Arts: Jana Winter

Photography: Molly Newman; Crystal and Aurora Hoffman; Toni, Danielle, and Makena Reeves

Poultry: Katie Rhodelander, Kody Bower; Ellen Durand; Cindy and Carina Johnson

Rabbits: Casey Weishaar; Cindy and Carina Johnson

Robotics: Terry Robbins

Round Robin Showmanship: Ryan Tucker; Sandra and Sierra Tucker; Toni, Danielle, and Makena Reeves

Self-Determined: Terry Robbins

Sheep: Ryan Tucker; Deanna, Tyrel, and Katlyn Gier; Landen Olson

Shooting Sports: Denise and Jayden Herrman; Crystal, Chris, Aurora, and Ian Hoffman; Caleb Weishaar; Sam Smith; Rod Deeken

Small Animal Round Robin Showmanship: Katie Rhodelander

Small Engines: Mike Pangburn

Swine: Payke Brown; Joshua Leitner

Table Setting: LaVell Winsor

Uncrewed Aerial Systems: Terry Robbins

Visual Arts: Kelly Gilleece

Wildlife/Sportfishing: Jill Penry; Jarred and Nicole Henry

Woodworking: Mike Pangburn

Committees (Other)

Advertisement Banners: Winchester 4-H Club

Dance Committee: Kimberly Pence; Jodie Cook; Kyla Simmons

One adult from the following clubs are needed to chaperone:

8:30-9:45 p.m.: Billtown, Mooney Creek, Grantville

9:45-11:00 p.m.: Valley Victors, Prosperity, Clover Power

Entertainment Committee: Jana Winter

Livestock Sale: Sarah Hollis, Ryan Tucker, Casey Weishaar, Payke Brown, Randy and Toni Reeves, Katie Rhodelander; Sandra and Sierra Tucker

Pedal Tractor Pull: Farm Bureau

Pie Contest 4-H Foundation: Audrey Trowbridge, 4-H Foundation Members

Royalty Committee: Dani Reeves, William McGaughy, Jetty Johnson, Kody Bower, and parents

Trash Committee: Curry Lackey, Ryker Gigstad, Brantley Houk

Thank You Reminder

Please thank all our Donors, Livestock Sale Buyers, Volunteers, Fair Board, and County Commissioners for their support. For a complete list of donors/livestock buyers please contact the Extension Office or visit the website.

Fairgrounds Map

